



HOUSE OF FORGINGS
STAIR &
RAILING.



Corporate Headquarters

353 Greens Landing Dr.
Houston, Texas 77038

Distribution Center

1711 Cable Drive NE
Conover, North Carolina 28613

Distribution Center

11475 E. 53rd Ave. Unit #180
Denver, Colorado 80239

Distribution Center

120 Fieldcrest Ave. Suite #3
Edison, New Jersey 08837

Toll Free 866.443.4848

Fax 281.443.1133

www.hfstair.com

Please contact us for more detailed information or for a listing of authorized dealers near you.

SPRING/SUMMER 2026

HF HOUSE OF FORGINGS
**STAIR &
RAILING**



MANUEL VELA
PRESIDENT



BOYD WINKLER
PRESIDENT OF SALES & MARKETING



MARK SIMS
VICE PRESIDENT OF SALES
EASTERN TERRITORIES



JUSTIN PALAZZO
DIRECTOR OF MARKETING
& PRODUCT DEVELOPMENT



lacey@hfstair.com

LACEY ENLOE
AZ, WA, OR, CA, AK, HI, ID,
UT, CO, WY, MT, NV, NM



cassie@hfstair.com

CASSIE LUCHENE
VA, MD, WV, PA, NY, NJ, RI, MA,
CT, VT, NH, ME, WV, CN, UK



margie@hfstair.com

MARGIE MELGAR
AR, MS, LA, TN, AL, GA, FL, NC, SC



shelby@hfstair.com

SHELBY CARRANZA
ND, SD, NE, KS, MN, IA, MO,
WI, IL, IN, KY, OH, OK, TX

Front Cover:

LINÉA
SYMMETRY REDEFINED

HF | STAIR & RAILING

Since 2000, we have recognized a growing demand for innovative and decorative iron stair balustrades. From that moment, House of Forgings has continually pushed the boundaries of design, introducing new styles and materials that redefine the standard of beauty in stair architecture.

Today, our wood and metal collections are among the most distinctive and sought-after in the building materials industry. Each piece we create is as unique as the home it enhances—crafted to meet a wide range of architectural visions and design sensibilities around the world.

Whether in signature wood, stainless steel, or hand-forged iron, every House of Forgings product unites form and function with timeless elegance.

STAIR | INNOVATION | DEVELOPMENT | DESIGN



© 2026 House of Forgings, LLC.

All images are copyrighted and cannot be reproduced without expressed written consent.
Unauthorized use is prohibited and punishable by law.



“A collective focusing on the stair industry of the future”

The SMA | Stairbuilders & Manufacturers Association is an active network of stairbuilders, installers, stair part manufacturers, distributors, and dealers. Ancillary companies that provide services and/or products in support of the industry, as well as design and regulatory professionals, are also members. Each member's value contributes to the comprehensive expertise of the association.

The SMA is building the greatest resource of knowledge and tools contributing to the SUCCESS of our Members and the Stair Industry.

The SMA offers:

- Education
- A robust knowledge base
- Publications
- Certification
- Industry networking opportunities

This benefits our members as well as the architect, builder, code official, interior designer, and homeowner alike.

Join US!





CONTENTS




WOOD

Rohe	8
Skandi	12
ForestKraft	16
Craftsman Box Newels	20
Slim Blank Newels	24
Turned Newels	26
Traditional	26
Classic	28
Magnolia	30
Concord	32
Handrail Profiles	34
Handrail Fittings	36
Treads	38
Landing Treads	38
Tread Caps	39
Tread & Riser Kits	40
Starter Steps	42
Wood Moulding & Flexible Trim	43
Lumber & Plywood	43
Auro Hardware	44
Rail Brackets	46
Wood Rosettes	47
Installation Accessories	48

IRON

Finishes	52
Linea	54
Heights	60
Harmony	62
Soho	66
Foundation	68
Mega	72
Wentworth	74
Aalto	78
Tuscan	82
Monte Carlo	88
Designer	90
Gothic	92
Round	94
Versatile	98
Twist	102
Accessories	106
Forged Panels	108
Element - Modern Railing	112
Horizontal Round Bar	114
Black Cable Railing	116
Classic Cable Railing	118





Wood | Stair Products Offering

The warmth and strength of wooden stair railings and balustrades are the foundations for handcrafted, old-world craftsmanship and construction. From the hands of artisans to the sleek machining of hard square modern lines, we provide both the traditional and contemporary wood offerings for today's updated staircase needs. HF Stair and Rail has the steel and wood products for today's stairs.







Röhe[®]

Röhe®

| 3" WIDTH |
POST TO POST APPLICATION




-  WHITE OAK
-  RED OAK
-  POPLAR



| 3" WIDTH |

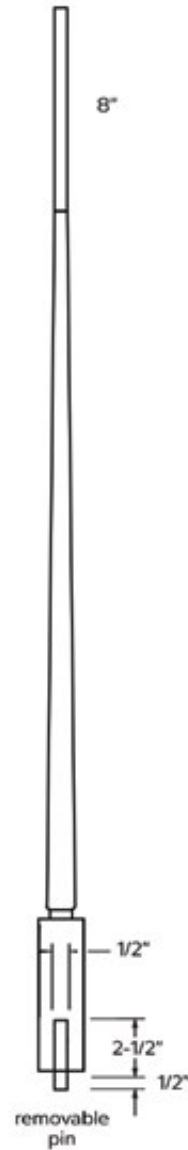
OVER THE POST APPLICATION

BALUSTER



Baluster Specifications

- Pre drilled 1/2" x 2-1/2" hole
- Includes 1/2" x 3" pin
- Use on level steps, balconies or angled kneewalls.



secure with wood glue



cut to rake angle



used on kneewall



Röhe®

| 3-1/2" WIDTH |
POST TO POST APPLICATION




- WHITE OAK
- RED OAK
- POPLAR



| 3-1/2" WIDTH |

OVER THE POST APPLICATION

BALUSTER



HF



SKANDI[™]
DESIGN

SKANDI[®]

DESIGN

4081
HT: 46"
W: 3-1/4"

4081-SP
HT: 46"
W: 3"

5081-42
HT: 42"
W: 1-1/4"

4080-56
HT: 56"
W: 3-1/2"

4080
HT: 46"
W: 3-1/2"

4080-SP
HT: 46"
W: 3"

5080-42
HT: 42"
W: 1-1/4"

4080-CAP
HT: 1"
W: 3-1/2"
sold separately

RED OAK
WHITE OAK
POP LAR
PRE-FINISHED WHITE

handrail

6084

HT: 1-5/8"
W: 2-5/8"

full range of fittings available

handrail

6500

HT: 1-9/16"
W: 2-5/8"

full range of fittings available

Modern Scandinavian Style

SKANDI™ is the intersection of minimal lines with the functional durability of Scandinavian design. Rounded edges create an organic flow, introducing natural lines into the living space.



4081 newel
6084 handrail



4081 newel
6500 handrail



5081-42 baluster

Stabilizer Newel Specifications

- Pre-drilled 3/4" x 2" hole
- Includes 3/4" x 2-5/8" dowel pin
- Use as a standard stabilizer connected directly to handrail or use with standard handrail fittings.

Baluster Specifications

- Pre drilled 1/2" x 2-1/2" hole
- Includes 1/2" x 3" pin
- Use on level steps, balconies or angled kneewalls.



secure with wood glue



used without handrail fitting



used with handrail fitting



(shown for scale)
6500 handrail



secure with wood glue



cut to rake angle



used on kneewall



USA PATENT PENDING







FORESTKRAFTTM
WOOD STAIR & RAILING PRODUCTS





HF



Red Oak



White Oak

Box Newels

Non removable caps



Modern
Box Newel
Small
4400
Height: 56"
Width: 3-1/4"
SOLID



Modern
Box Newel
Large
5400
Height: 56"
Width: 5-1/2"
SOLID



Shown with
optional base
4-1/2" x 21-3/4"
(sold separately)
BASE-4000



Shown with
optional base
6-1/2" x 21-3/4"
(sold separately)
BASE-5000

Routed Newels

Non removable caps



Modern
Routed Newel
4900
Height: 56"
Width: 3-1/4"
SOLID



Modern
Routed Newel
5900
Height: 56"
Width: 5-1/2"
SOLID



Shown with
optional base
4-1/2" x 21-3/4"
(sold separately)
BASE-4000



Shown with
optional base
6-1/2" x 21-3/4"
(sold separately)
BASE-5000



Blank Newel Caps

Available for : 3-1/4" and 5-1/2" blank newels
Sold separately



Size	SQUARE	PYRAMID	STACKED	COVE
3-1/4" Square Newels	SQUARE-CAP-4000 Height: 1-3/4" Width: 3-1/4"	PYRAMID-CAP-4000 Height: 1-9/16" Width: 3-1/4"	STACKED-CAP-4000 Height: 2-1/4" Width: 3-1/4"	COVE-CAP-4000 Height: 2-1/2" Width: 4-5/8"
5-1/2" Square Newels	SQUARE-CAP-5000 Height: 2" Width: 5-1/2"	PYRAMID-CAP-5000 Height: 1-5/8" Width: 5-1/2"	STACKED-CAP-5000 Height: 2-3/4" Width: 5-1/2"	COVE-CAP-5000 Height: 2-7/8" Width: 6-7/8"

Blank Newels



Newel Bases



Blank Newel Options: Caps / Bases

3-1/4" and 5-1/2" blank newels - shown with optional bases and caps - sold separately
Additional configuration options available.








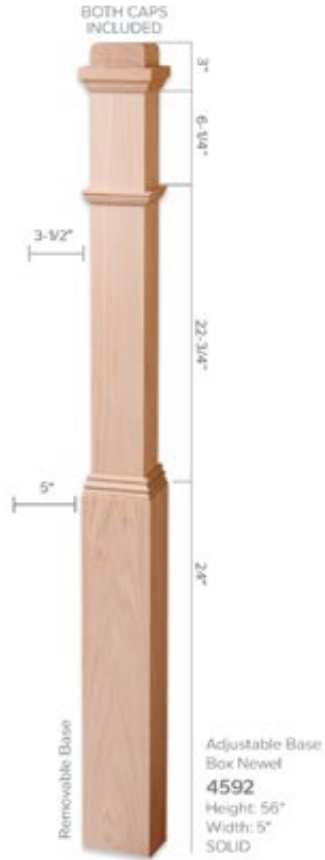
CRAFTSMAN
BOX NEWELS




BOX NEWELS - CRAFTSMAN



BOX NEWELS - CRAFTSMAN







SLIM
BLANK NEWELS

BLANK NEWELS - SLIM

FUNCTIONAL DESIGN - Choose from three cap options



Solid Blank Newels 3" Width

Blank Newel
3048
Height: 48"
Width: 3"
SOLID

Blank Newel Chamfered Top
3048-CH
Height: 48"
Width: 3"
SOLID

Blank Newel
3056
Height: 56"
Width: 3"
SOLID

Blank Newel Chamfered Top
3056-CH
Height: 56"
Width: 3"
SOLID

3" Square Cap
Height: 1-3/4"
Width: 3"

SQUARE
Height: 1-3/4"
Width: 3"

SQUARE-CAP-3000
Height: 1-3/4"
Width: 3"

Made from 3-4 ply same species material

Solid Blank Newels 3-1/2" Width

Blank Newel
3548
Height: 48"
Width: 3-1/2"
SOLID

Blank Newel Chamfered Top
3548-CH
Height: 48"
Width: 3-1/2"
SOLID

Blank Newel
3556
Height: 56"
Width: 3-1/2"
SOLID

Blank Newel Chamfered Top
3556-CH
Height: 56"
Width: 3-1/2"
SOLID

3-1/2" Square Cap
Height: 1-3/4"
Width: 3-1/2"

SQUARE
Height: 1-3/4"
Width: 3-1/2"

SQUARE-CAP-4001
Height: 1-3/4"
Width: 3-1/2"



TRADITIONAL

TURNED NEWELS



TURNUED NEWELS - TRADITIONAL

Our wood products are turned from solid material.



4010-IS
Height: 43"
Width: 3"



4014-IS
Height: 50"
Width: 3"



4039-IS
Height: 48"
Width: 3"



4040-IS
Height: 48"
Width: 3"



4042-IS
Height: 58"
Width: 3"



4045-IS
Height: 58"
Width: 3"




4046-IS
Height: 58"
Width: 3"



TURNED NEWELS - CLASSIC

Our wood products are turned from solid material.





CLASSIC
TURNED NEWELS



MAGNOLIA

TURNED NEWELS

TURNUED NEWELS - MAGNOLIA

Our wood products are turned from solid material.



4010-3.5
Height: 48"
Width: 3-1/2"



5010-42-IS
Height: 42"
Width: 1-1/2"



5015-39
Height: 39"
Width: 1-1/4"

5015-41
Height: 41"
Width: 1-1/4"

5015-43
Height: 43"
Width: 1-1/4"



5141-36
Height: 36"
Width: 1-1/4"

5141-39
Height: 39"
Width: 1-1/4"

5141-42
Height: 42"
Width: 1-1/4"



4042
Height: 54"
Width: 3"

4042-3.5
Height: 54"
Width: 3-1/2"
*Special Order



4045-3.5
Height: 54"
Width: 3-1/2"
*Special Order

Wood Products

Our wood products are stocked in the most popular domestic species.



Red Oak White Oak Maple Alder



Hemlock Poplar Primed

Domestic and Exotic Wood Species

All wood products in non-stock species are available by special order.



Walnut Hickory Clear Alder Cherry Mahogany



TURNUED NEWELS - CONCORD

Our wood products are turned from solid material.



4315
Height: 48"
Width: 3"



4270-SP
Height: 54"
Width: 3-1/4"
STABILIZER

REMINGTON



Primed
4605-41
Height: 41"
Width: 1-3/4"

*SPECIAL ORDER



4301
Height: 54"
Width: 3"
4501
Height: 54"
Width: 3-1/4"



4305
Height: 54"
Width: 3"
4505
Height: 54"
Width: 3-1/4"

We stock additional wood parts
in our distribution centers.

North Carolina



Colorado



New Jersey



View or download In-Stock Product Catalogs
houseofforgings.net/catalogs



A photograph of a wooden staircase with turned balusters and a stone wall in the background. The staircase features light-colored wood treads and risers, with dark metal spindles and turned wooden balusters. The wall behind the stairs is a mix of light-colored wood paneling and a rustic stone wall. There are framed pictures on the wall and a dark console table with a vase of branches on the left side of the stairs.

CONCORD

TURNED NEWELS



HANDRAIL PROFILES



6040

Round Wall Rail
Height: 1-5/8"
Width: 1-3/4"
Bottom: .9"



6010

Colonial Hand Rail
Height: 2-3/8"
Width: 2-1/4"



6010 Straight Rail
6010-B Bending Rail
bending rail includes moulding



6210

Traditional Hand Rail
Height: 2-3/8"
Width: 2-5/8"



6210 Straight Rail
6210-B Bending Rail
bending rail includes moulding

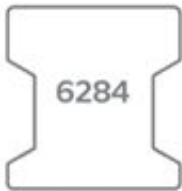


6084

Modern Hand Rail
Height: 1-5/8"
Width: 2-5/8"



6084 Straight Rail
6084-B Bending Rail



6284

Modern Hand Rail
Height: 2-1/4"
Width: 2-3/8"



6284 Straight Rail
no fittings available

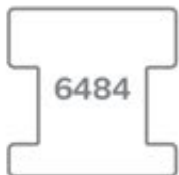


6500

Modern Hand Rail
Height: 1-9/16"
Width: 2-5/8"



6500 Straight Rail
6500-B Bending Rail



6484

Modern Hand Rail
Height: 2-1/4"
Width: 2-1/4"



6484 Straight Rail
no fittings available



6002

Modern Hand Rail
Height: 1-5/8"
Width: 2-5/8"



6002 Straight Rail
6002-B Bending Rail

no fittings available

6060

Modern Hand Rail
Height: 1-1/16"
Weight: 2"



6060 Straight Rail
no fittings available



HANDRAIL FITTINGS



RETURNED END



OPENING CAP



TANDEM CAP



OVER EASING



UP EASING



90 DEGREE



START EASING WITH CAP



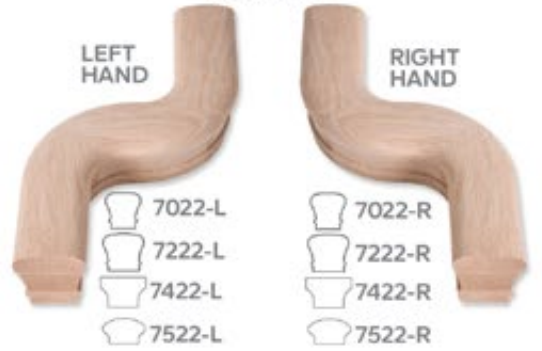
LEVEL QUARTER TURN



LEVEL QUARTER TURN WITH CAP



LEFT & RIGHT HAND S-TURNS




LEFT & RIGHT HAND TURNOUTS



2 RISE STRAIGHT GOOSENECK



LEFT & RIGHT HAND VOLUTES



2 RISE STRAIGHT GOOSENECK WITH CAP



2 RISE LEFT & RIGHT HAND GOOSENECK



2 RISE LEFT & RIGHT HAND GOOSENECK WITH CAP



TREADS



TREADS



Bull Nose Tread
1-1/16" x 11-1/2" x 42, 48, 54,
60, 72, 84, 96"

CLASSIC TREADS

- 8070-13 x** Bull Nose Tread 1-1/16" x 13" x 48, 54, 60, 72, 84, 96"
- 8070-18 x** Bull Nose Tread 1-1/16" x 18" x 48, 54, 60, 72, 84"
- 8070-20 x 60** Bull Nose Tread 1-1/16" x 20" x 60"
- 8070-20 x 72** Bull Nose Tread 1-1/16" x 20" x 72"
- 8070-24 x** Bull Nose Tread 1-1/16" x 24" x 60", 72", 84", 96", 120"
- 8070-48 x 48** Bull Nose Tread 1-1/16" x 48" x 48"
- 8070-60 x 60** Bull Nose Tread 1-1/16" x 60" x 60"

MITERED RETURN TREADS

- 8070-48-MR** 1-1/16" x 11-1/2" x 48"
- 8070-54-MR** 1-1/16" x 11-1/2" x 54"
- 8070-60-MR** 1-1/16" x 11-1/2" x 60"



Overall length includes mitered return

SQUARE TREADS



- 8070-42-SQ** 11-1/2" X 42" OVERALL
- 8070-54-SQ** 11-1/2" X 54" OVERALL
- 8070-60-SQ** 11-1/2" X 60" OVERALL
- 8070-72-SQ** 11-1/2" X 72" OVERALL

SINGLE MITERED RETURN TREADS

- RED OAK **8070-48-MR-SQ** 11-1/2" X 48" OVERALL
- RED OAK **8070-54-MR-SQ** 11-1/2" X 54" OVERALL
- RED OAK **8070-72-MR-SQ** 11-1/2" X 72" OVERALL

DOUBLE MITERED RETURN TREADS

- WHITE OAK **8070-48-MR-SQ** 11-1/2" X 48" OVERALL
- WHITE OAK **8070-54-MR-SQ** 11-1/2" X 54" OVERALL



Overall length does not include mitered return

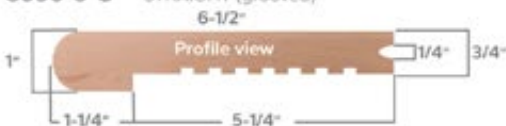
BULL NOSED LANDING TREAD

- 8090-6** STRAIGHT
- 8090-6-B** BENDING (26 pieces)



TONGUE & GROOVED BULL NOSED LANDING TREAD

- 8090-6-G** STRAIGHT (grooved)




TONGUE & GROOVED LUMBER

- 8095-8** STRAIGHT (tongue & grooved)



- 8095-12** STRAIGHT (tongue & grooved)



1" BULL NOSING

- 8080** STRAIGHT
- 8080-B** BENDING (5 pieces)



TREAD CAPS

AVAILABLE SPECIES



TRADITIONAL TREAD CAP

Left Hand
8071-6-LH 6-1/2" X 11-1/2"



1-7/8" Nosing Height

MODERN TREAD CAP

Left Hand
8071-6-SQ-LH 6-1/2" X 11-1/2"



1-7/8" Nosing Height

RISER

8076-6 6-1/2" X 8"



TRADITIONAL TREAD CAP

Right Hand
8071-6-RH 6-1/2" X 11-1/2"



MODERN TREAD CAP

Right Hand
8071-6-SQ-RH 6-1/2" X 11-1/2"




FALSE TREAD CAP

8072-6 6-1/2" X 11-1/2"



MODERN FALSE TREAD CAP

8072-6-SQ 6-1/2" X 11-1/2"



TREAD & RISER KITS

REMODEL TREAD WITH RISER KIT

TREAD Bull Nose Tread with Cove
11/16" x 10-1/2" x 42, 54, 60"

RISER Riser
5/8" x 7-1/2" x 42, 54, 60"

RETRO-42
RETRO-54
RETRO-60



REMODEL RETURN TREAD WITH RISER KIT

TREAD Bull Nose Tread with Cove
11/16" x 10-1/2" x 48, 54, 60"

RISER Riser
5/8" x 7-1/2" x 48, 54, 60"

RETRO-48MR
RETRO-54MR
RETRO-60MR

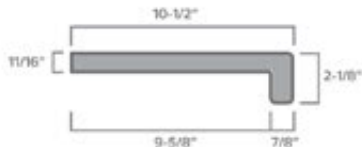


REMODEL TREAD WITH RISER KIT

TREAD 2-1/8" Oak Tread w/roundover
11/16" x 10-1/2" x 42, 54, 60"

RISER Oak Riser
5/8" x 7-1/2" x 42, 54, 60"

MODERN-RETRO-42
MODERN-RETRO-54
MODERN-RETRO-60



REMODEL RETURN TREAD WITH RISER KIT

TREAD 2-1/8" Oak Tread w/roundover
Mitered return on both ends
11/16" x 10-1/2" x 48, 54, 60"

RISER Oak Riser
5/8" x 7-1/2" x 48, 54, 60"

MODERN-RETRO-42MR
MODERN-RETRO-48MR
MODERN-RETRO-54MR
MODERN-RETRO-60MR



Reversible riser material for stain or paint.



RetroTread®/RetroRiser® Kit

Stair remodeling just got a few steps easier

RetroTread® Kit Available in Red and White Oak

TREAD Bull nose tread with cove
5/8" x 11-1/2" x 42, 48, 60"

RISER Riser - White primed Poplar
11/32" x 7-1/2" x 42, 48, 60"

YM-RETRO-42
YM-RETRO-48
YM-RETRO-60



RetroReturn™ Tread Kit Available in Red and White Oak

TREAD Bull nose tread with cove
5/8" x 11-1/2" x 50, 62"

RISER Riser - White primed Poplar
11/32" x 7-1/2" x 48, 60"

YM-RETRO-48MR
YM-RETRO-60MR



Tread is mitered on both ends so it easily accommodates left-hand or right-hand return

Kits include:
1 RetroNosing™

RetroCraft®/RetroRiser® Kit

Re-Style your stairway with beautiful hardwood RetroCraft®

RetroCraft® Tread Kit Available in Red and White Oak

TREAD Tread with Craftsman nosing
5/8" x 11-1/4" x 42, 48, 60"

RISER Riser - White primed Poplar
11/32" x 7-1/2" x 42, 48, 60"

YM-RETRO-CRAFT-42
YM-RETRO-CRAFT-48
YM-RETRO-CRAFT-60



1-7/8" Nosing Height

RetroCraft Return™ Tread Kit Available in Red and White Oak

TREAD Tread with Craftsman nosing
5/8" x 11-1/4" x 50, 62"

RISER Riser - White primed Poplar
11/32" x 7-1/2" x 48, 60"

YM-RETRO-CRAFT-48MR
YM-RETRO-CRAFT-60MR



Kits include:
1 RetroCraftNosing™

1-7/8" Nosing Height

RetroRiser®
White Primed Poplar
11/32" riser material
Not sold separately



RetroNosing™
YM-NOSING
Sold Separately



RetroCraftNosing™
YM-NOSING-CRAFT
Sold Separately




Manufactured by Young, Young Manufacturing Company, Inc. Covered by one or more of U.S. Patent Nos. 8,141,321; 8,720,158; 8,371,090; D661,816 S; D682, 446 S Canada Patent No. 2,699,214 Other Patents Pending



Distributed by House of Forgings
353 Greens Landing Drive, Houston, TX 77038 hfstair.com

WARNING: CANCER-WWW.P65WARNINGS.CA.GOV

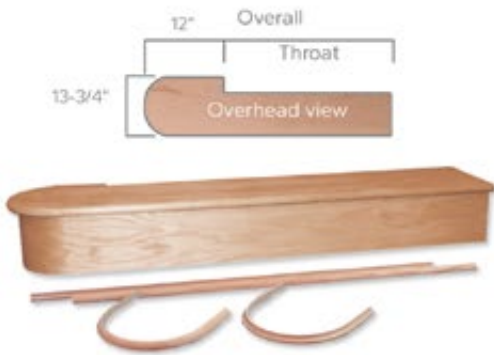
STARTER STEPS



DOUBLE END STARTING STEP

Diameter: 13-3/4"
8015-48 (48" throat) (72" overall)
8015-54 (54" throat) (78" overall)
8015-60 (60" throat) (84" overall)


Comes with:
 1" Thick Tread,
 6-3/4" Tall Riser
 Cove & Quarter Round Moulding



SINGLE END STARTING STEP (REVERSABLE)

Diameter: 13-3/4"
8010-48 (48" throat) (60" overall)
8010-60 (60" throat) (72" overall)
8010-72 (72" throat) (84" overall)

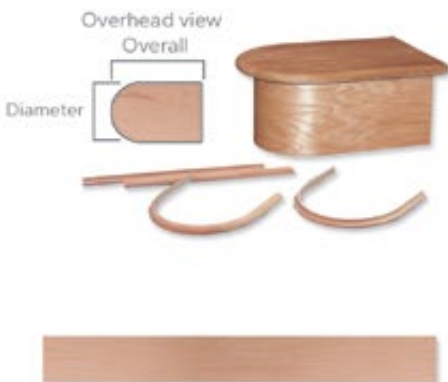
Comes with:
 1" Thick Tread,
 6-3/4" Tall Riser
 Cove & Quarter Round Moulding



SPECIAL WEDGE SHAPED DOUBLE END STARTING STEP

Diameter: 12-3/4" (small end)
 Diameter: 18-1/2" (large end)
8915-48 (48" throat) (73-1/2" overall)
8915-54 (54" throat) (79-1/2" overall)
 (Reversible)

Comes with:
 1" Thick Tread,
 6-3/4" Tall Riser
 Cove & Quarter Round Moulding



FALSE END STARTING STEP (REVERSABLE)

Diameter: 13-3/4"	Diameter: 17-1/2"
Length: 17-5/8" overall	Length: 21-3/4" overall
8011	8012

Comes with:
 1" Thick Tread,
 6-3/4" Tall Riser
 Cove & Quarter Round Moulding

STARTER STEP VENEER

Width: 8"
 Length: 120"
RO-VENEER (Red Oak)
WO-VENEER (White Oak)

WOOD MOULDING / FLEXIBLE TRIM



RO-C8 Red Oak 2-1/2" x 11/16" Colonial Casing
PG-C8 Paint Grade 2-3/2" x 11/16" Colonial Casing
FLEX-C8 Paint Grade 2-1/2" x 11/16" Colonial Casing



PG-CAP MOULD Paint Grade 1-1/8" x 3/8" Cap Mould



RO-6007 Red Oak 1-3/4" Fillet
PG-6007 Paint Grade 1-3/4" Fillet
FLEX-6007 Flexible Smooth 1-3/4" Fillet



RO-8614 Red Oak 11/16" x 11/32" Mould
PG-PM-1 Paint Grade 11/16" x 11/32" Mould
Flex-PM-1 Flexible Smooth 11/16" x 11/32" Mould



RO-6050 Red Oak 1-3/4" Fillet
PG-6050 Paint Grade 1-3/4" Fillet



RO-PM-1 Red Oak 11/16" x 11/4" RAB Panel Mould
PG-PM-1 Paint Grade 11/16" x 11/4" RAB Panel Mould
Flex-PM-1 Flexible Smooth 11/16" x 11/4" RAB Panel Mould
Flex-PM-1-WG Flexible Wood Grain 11/16" x 11/4" RAB Panel Mould (1/4" Offset)



RO-PM-2 Red Oak 11/16" x 11/4" RAB Panel Mould
PG-PM-2 Paint Grade 11/16" x 11/4" RAB Panel Mould
Flex-PM-2 Flexible Smooth 11/16" x 11/4" RAB Panel Mould
Flex-PM-2-WG Flexible Wood Grain 11/16" x 11/4" RAB Panel Mould (3/4" Offset)



RO-PM-5 Red Oak 11/16" x 1-1/8" Flat Panel Mould
PG-PM-5 Paint Grade 11/16" x 1-1/8" Flat Panel Mould
Flex-PM-5 Flexible Smooth 11/16" x 1-1/8" Flat Panel Mould
Flex-PM-5-WG Flexible Wood Grain 11/16" x 1-1/8" Flat Panel Mould



RO-8050 Red Oak 7/16" x 3/4" Base Shoe Mould
Flex-MS-127 Flexible Smooth 7/16" x 3/4" Base Shoe Mould
Flex-MS-127-WG Flexible Wood Grain 7/16" x 3/4" Base Shoe Mould



RO-8060 Red Oak 3/4" x 3/4" Cove Mould
PG-8060 Paint Grade 3/4" x 3/4" Cove Mould



RO-8065 Red Oak 1/2" x 1/2" Cove Mould
PG-8065 Paint Grade 1/2" x 1/2" Cove Mould
Flex-MS-101 Flexible Smooth 1/2" x 1/2" Cove Mould
Flex-MS-101-WG Flexible Wood Grain 1/2" x 1/2" Cove Mould

PLYWOOD

PLY-1/4-MDF
 MDF 1/4" x 4' x 8'
 Half Sheet 1/4" x 2' x 8'

PLY-3/4-MDF
 MDF 3/4" x 4' x 8'

PLY-1/8-RO
 Red Oak 1/8" x 4' x 8'
 Half Sheet 1/4" x 2' x 8'

PLY-1/4-RO
 Red Oak 1/4" x 4' x 8'
 Half Sheet 1/4" x 2' x 8'

PLY-1/2-RO
 Red Oak 1/2" x 4' x 8'

PLY-3/4-RO
 Red Oak 3/4" x 4' x 8'

PLY-1/8-Birch
 Birch 1/8" x 4' x 8'

PLY-1/4-Birch
 Birch 1/4" x 4' x 8'
 Half Sheet 1/4" x 2' x 8'

PLY-1/2-Birch
 Birch 1/2" x 4' x 8'

PLY-3/4-Birch
 Birch 3/4" x 4' x 8'

PLY-3/8-Bending
 Red Oak 3/8" x 4' x 8' (bending board)

LUMBER

RO-06
 Red Oak 3/4" x 5-1/2" S4S Lumber

RO-08
 Red Oak 3/4" x 7-1/4" S4S Lumber

RO-08-B
 Red Oak 3/4" x 7-1/4" Bending (29 pieces)

RO-12
 Red Oak 3/4" x 11-1/4" S4S Lumber

MDF-06
 MDF 11/16" x 5-1/4"

MDF-08
 MDF 11/16" x 7-1/4"

MDF-12
 MDF 11/16" x 11-1/4"



**MODERN
HANDRAIL BRACKET**

Cast Aluminum



Mounting hardware
included: 3 pcs.
2-1/2" Sq. Mounting Plate
3-1/2" Extension From Wall
3-1/2" Height

HFSTB.3004

Cast Aluminum

Mounting hardware
included: 6 pcs.

**CHAMFERED
ROSETTE**



3-5/8" W X 4-7/8" H X 3/8" D

HFSTB-7033-C

Cast Aluminum

Mounting hardware
included: 6 pcs.

**FLAT
ROSETTE**



3-1/4" W X 4-1/2" H X 1/4" D

HFSTB-7033-F

**AUR ⊕ HARDWARE
COLLECTION**



STEM CAP

1" x 2-1/2" Stem

**FOR USE WITH
HF 3-1/4"
BLANK NEWELS**



Cast Steel

HFSTB-4000-CAP-S

FLAT CAP
With Recess

CHAMFERED CAP



Cast Steel

HFSTB-4000-CAP-C



Cast Steel

HFSTB-4000-CAP-R

US PATENT PENDING

11.04846.0652 / 11.04847.0652 / 11.04848.0652 / 11.04849.0652 / 11.04850.0652



FLAT CAP



FLAT ROSETTE



US PATENT PENDING
T1.04846.0652
T1.04847.0652
T1.04848.0652
T1.04849.0652
T1.04850.0652

MODERN HANDRAIL BRACKET

HARDWARE



TRADITIONAL HANDRAIL BRACKET

Features: 2-1/16" round mounting plate, 3" extension from wall, aluminum, mounting hardware included.

ACCESSORIES



SATIN BLACK
HFSTB.3003



OIL RUBBED BRONZE
HFORB.3003



OIL RUBBED COPPER
HFORC.3003



ASH GREY
HFAG.3003



SATIN CLEAR
HFSC.3003



BRUSHED CHROME
HFBC.3003



NICKEL
HFNL.3003



POLISHED BRASS
HFPB.3003



DORADO GOLD
HFGD.3003



SATIN BLACK
HFSTB.3004

MODERN HANDRAIL BRACKET
Features: 2-1/2" square mounting plate, 3-1/2" extension from wall, 3-1/2" height, mounting hardware included.



MODERN HANDRAIL BRACKET
Features: Adjustable angle, 1-1/2" x 2" mounting plate, 3-1/4" extension from wall, 2-1/2" height, mounting hardware included.

STAINLESS STEEL
HF17.4002
(304 grade)

SATIN BLACK
HFSTB17.4002
(powder coated 304 grade)

TRADITIONAL WALL RAIL BRACKET

Features: 1-1/4 X 2-3/8" mounting plate, 3" extension from wall, aluminum, mounting hardware included.



SATIN BLACK
HFSTB.3002



OIL RUBBED BRONZE
HFORB.3002



OIL RUBBED COPPER
HFORC.3002



ASH GREY
HFAG.3002



SATIN CLEAR
HFSC.3002



BRUSHED CHROME
HFBC.3002



WOOD ROSETTES



7033
4"x 5-1/2"
(Red Oak)



7039
4"x 4"
(Red Oak)



7037
4"x 5-3/2"
(Red Oak)

INSTALLATION ACCESSORIES

NEWEL FASTENER
S-9403



Sure Tite

NEWEL FASTENER
S-9401



Key Lock

NEWEL FASTENER
3009-IS for use with 3" newels
3019-IS for use with 3-1/2" newels



Angle Bracket

NEWEL FASTENER
S-3007



Flush/Hidden Anchor

RAIL BOLT KIT
S-9600

(Includes hex nut, spacer and 1" Red Oak plug)



DOWEL SCREW

C-905-2 (25 per bag)



RAIL BOLT DRIVER
S-9600-D

(fits machine thread)



sold individually

DRIVER
C-905-2D

(fits wood screw thread)



sold individually

OAK PLUGS



(Tapered)

- RO-9001 (3/8")
- RO-9002 (1/2")
- RO-9003 (5/8")
- RO-9004 (3/4")
- RO-9005 (1")
- RO-9006 (1-1/4")
- RO-9007 (1-1/2")

HF-T-PLUG

For use with 1/2" Sq. tubular balusters



EPOXY GUN-EPC-101



EPOXY-EPC-410
EPC-410-BLACK



EPOXY PASTE
EPC-7



WOOD GLUE & FILLER



FAM-O-WOOD
RO-9208 (Red Oak)

S-9200



Touch-Up-Paint
HFSTB-12-OZ CAN
SATIN BLACK



Touch-Up-PEN
HFSTB-PEN
SATIN BLACK

HFORB-PEN
OIL RUBBED BRONZE







Steel | Stair Product Offering

For centuries, the utilitarian versatility of steel railings has provided an elegant foundation for stairways worldwide. Since our inception, House of Forgings has blended old-world aesthetics and forged a new concept of modern charm. Whether it be updated powder-coated angular offerings or sleek stainless products, our metal products create the new designs of the future. HF Stair and Rail has the steel and wood products for today's stairs.



Finishes



SATIN BLACK (STB)



ASH GREY (AG)

We don't just follow trends; we set them. In 2012, we pioneered the Ash Grey finish, a colorway that has since become an industry staple and remains one of our most sought-after looks today.



The industry's premier Oil Rubbed Bronze. Hand-applied and rich with sophisticated detail, this finish brings a classic, lived-in luxury to any architectural design.




OIL RUBBED BRONZE (ORB)



OIL RUBBED COPPER (ORC)

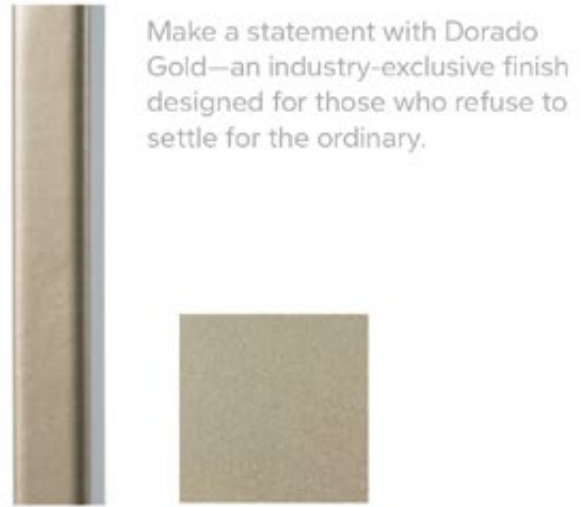
Elevate your space with House of Forgings. We pair an unmatched selection of designs with superior powder-coated finishes and hand-applied patinas that bring every hammered detail to life. From timeless classics to the latest interior trends, we've got the styles to keep your project ahead of the curve.



This one-of-a-kind treatment preserves the 'old-world' charm of wrought iron, allowing the natural character and texture of the metal to take center stage.

SATIN CLEAR (SC)

This is a clear finish over RAW/unfinished iron, variations in surface color may occur.




Make a statement with Dorado Gold—an industry-exclusive finish designed for those who refuse to settle for the ordinary.

DORADO GOLD (GD)



STAINLESS STEEL (Satin Polish)



Achieve the sought-after modern brass aesthetic without the maintenance. Our specialized passivation process provides a protective barrier that preserves the metal's brilliance, ensuring your finish remains stunning and tarnish-free for years to come.

BRASS (Satin Polish)

Passivated to minimize tarnishing, use gloves when handling.

THESE FINISHES HAVE BEEN PROFESSIONALLY PHOTOGRAPHED WITH THE HIGHEST INTEGRITY. OUR GOAL IS TO PRODUCE THE MOST REALISTIC MATCH TO THE ACTUAL FINISHES. HOWEVER SOME SLIGHT VARIANCES MAY OCCUR. All images are the sole property of House of Forgings, LLC, and cannot be copied or reproduced without written permission.



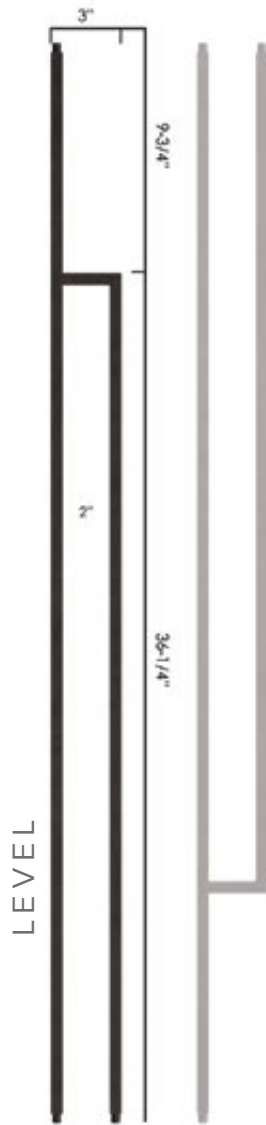
LINÉATM
SYMMETRY REDEFINED




Linéa by HF: Modern stair design, redefined. Tailored for today's architecture, LINEA achieves striking symmetry with simple lines, elegant asymmetry, and creative negative space.

LINÉA[®]


SYMMETRY REDEFINED



HF16.9.3
TUBULAR - STB
Height: 46"



HF16.9.2
TUBULAR - STB
Height: 46"




HF16.9.1
TUBULAR - STB
Height: 46"

For full accessory details see pages 106 - 107.


Round pins included on top and bottom

USA PATENT PENDING


LEVEL





ANGLE



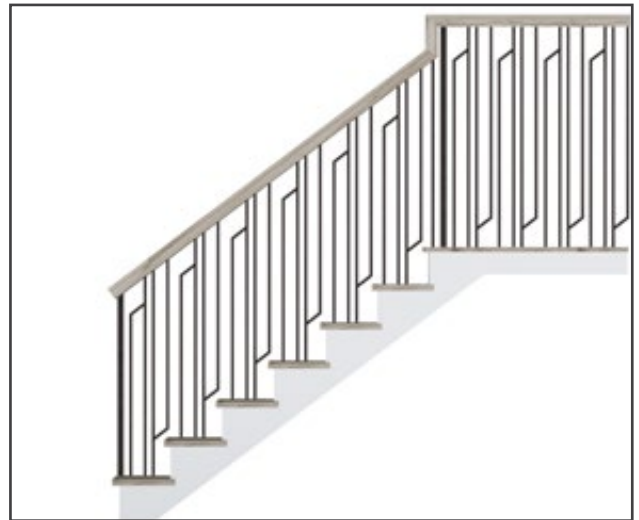
CURVE



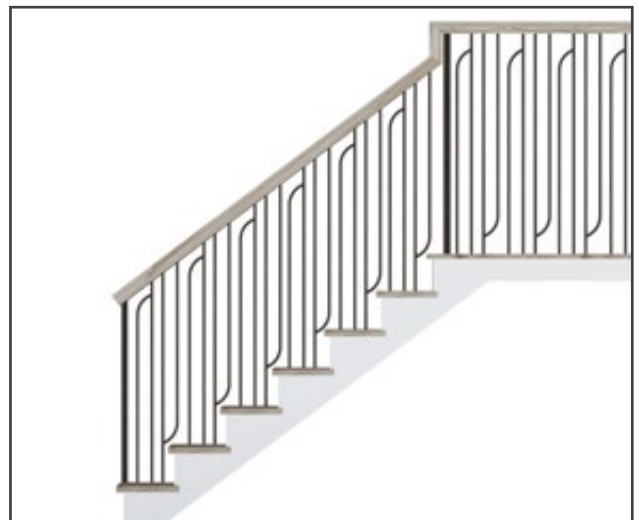

LEVEL




ANGLE



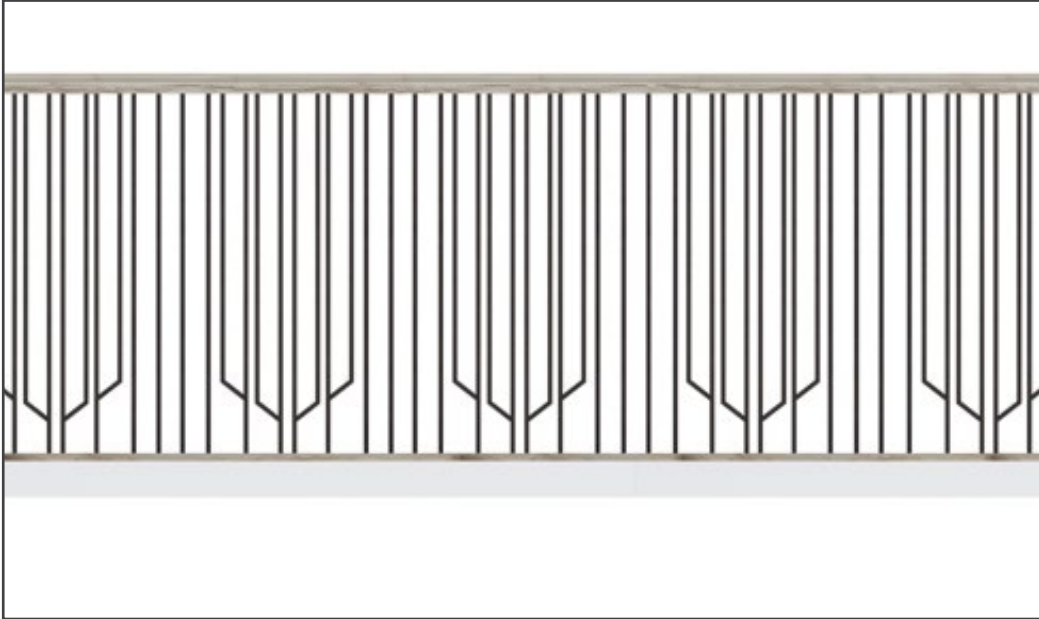
CURVE




LEVEL



ANGLE



CURVE





HEIGHTS

COLLECTION


Old World meets Modern Industrial

An industry-first, modern take on traditional European side mount design with a modern industrial interpretation. Dynamic visual sightlines and added accents will make the staircase into a modern art piece.

Circular (shown)

HEIGHTS™

COLLECTION



For use with treads up to 4" thick.

US Patent Pending

Finishes



SATIN BLACK (STB)

SQUARE

HFSTB16.3.60



HFSTB16.3.70



HFSTB16.3.19



HFSTB16.3.21



For full accessory details see pages 106 - 107.







Ash Grey (shown)



CURATED TRANSITIONAL STYLE

HARMONY™

COLLECTION

Modern Details with Traditional Accents
The Harmony Collection draws inspiration from our industry-pioneered Aalto Collection, but with traditional details which harken the European sophistication.

Photo courtesy of Haas Brothers Inc. - Odessa, FL

CURATED TRANSITIONAL STYLE

HARMONY™

COLLECTION



Finishes

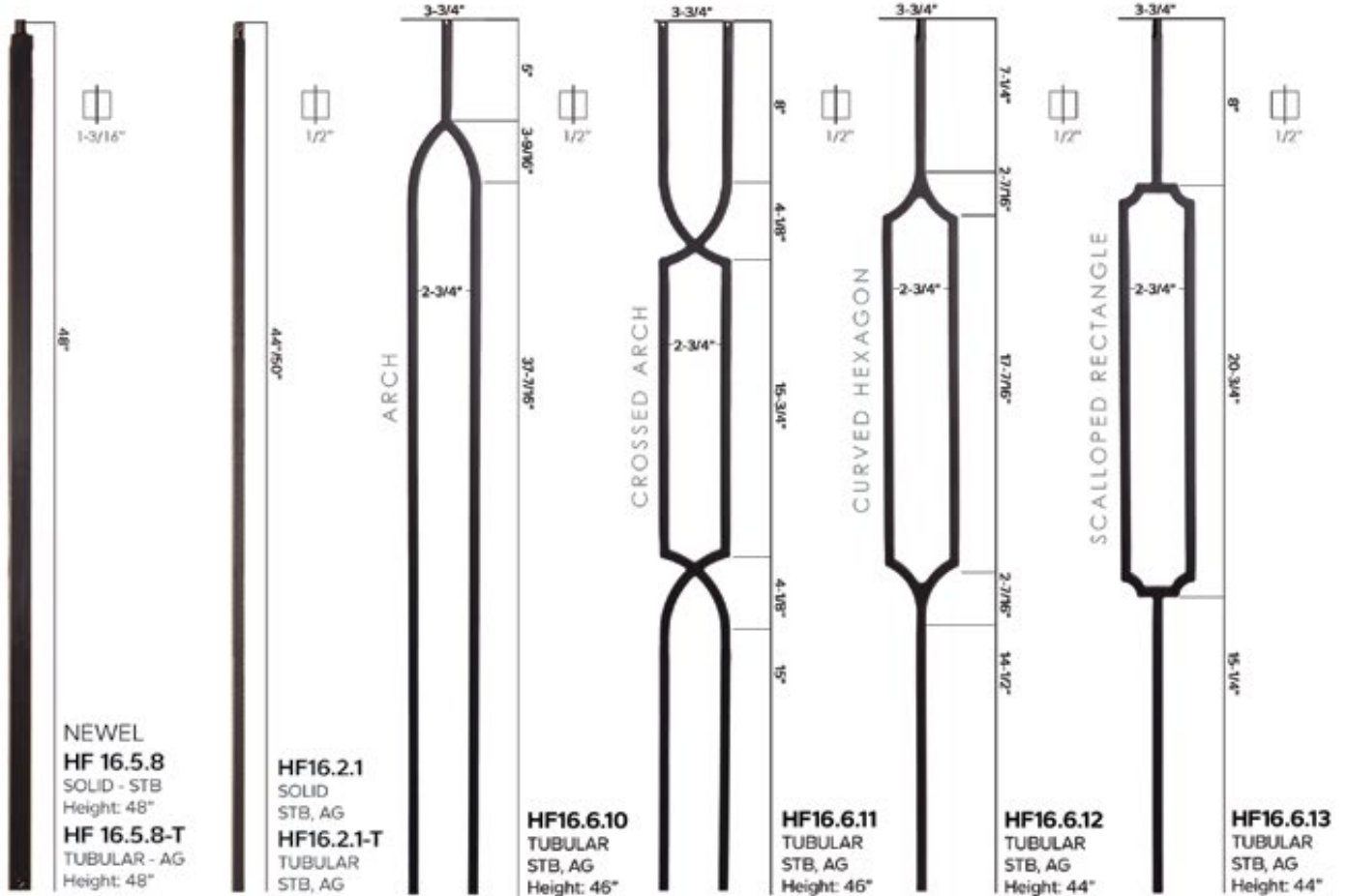


SATIN BLACK (STB)



ASH GREY (AG)

SQUARE



For full accessory details see pages 106 - 107.

SOHO | BALUSTRADE

Striking Accents of brass and steel describe these contemporary designs. Luxurious brass and stainless steel paired with black iron make a customizable and bold statement.



Photo courtesy of
Out Of The Woodworks - Arvada, CO

USA PATENT PENDING

SOHO™ BALUSTRADE



configuration options for your style



sleeves



Passivated to minimize tarnishing, use gloves when handling

newel mounting kit flange covers



NEWEL MOUNTING KIT HF16.2.9



balusters/newels



For full accessory details see pages 106 - 107.

**Simple Designs are
the most striking**

Clean, bold lines and
premium finishes create
a striking modern take on
traditional design.
Think wood balusters
– in clean – steel.



FOUNDATION™
BALUSTERS

USA PATENT PENDING

FOUNDATION™

B A L U S T E R S

Satin Black (shown)



Photo courtesy of Madison Millwork - Anderson, IN



HFSTB 16.5.8-FOUNDATION-SLEEVE

Use with 16.5.8 Satin Black newel

PATENT PENDING



SATIN BLACK
STB

1" Square (Tubular)

HFSTB 16.7.5

Weight: 1.15 lbs.

1/2" Square (Tubular)

ASH GREY
AG

HFAG 16.7.5

OIL RUBBED BRONZE
ORB

HFORB 16.7.5

Bottom pin for quick installation!



- **TUBULAR**
- **NO COLLARS OR SHOES REQUIRED**
- **AFFORDABLE STYLE**





HF

MEGA COLLECTION

Our most popular designs in a grand size



Bold and Stylish

Larger 3/4" steel is a look of strength and sensibility. Often used in remodel applications, Mega balustrade provides a larger footprint when working out spacing when replacing products.

MEGA

Finishes



SATIN BLACK (STB)



ASH GREY (AG)



OIL RUBBED BRONZE (ORB)

SQUARE

Tubular Bar Specifications Superior 18 gauge wall thickness (1/20" / 1.27mm)



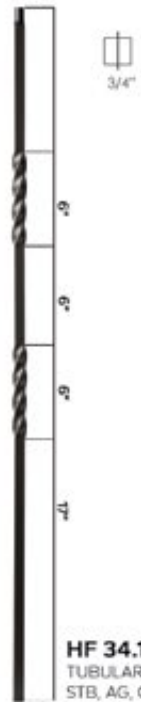
HF 16.5.8
SOLID - STB, AG, ORB
HF 16.5.8-T
TUBULAR - STB, AG, ORB



HF 34.2.1-T
TUBULAR
STB, AG, ORB



HF 34.1.1-T
TUBULAR
STB, AG, ORB



HF 34.1.2-T
TUBULAR
STB, AG, ORB



HF 34.1.3-T
TUBULAR
STB, AG, ORB



HF 34.1.4-T
TUBULAR
STB, AG, ORB



HF 34.1.25-T
TUBULAR
STB, AG, ORB



HF 34.1.34-T
TUBULAR
STB, AG, ORB



HF 34.1.35-T
TUBULAR
STB, AG, ORB



HF 34.6.1
TUBULAR
STB, AG



HF 34.6.3
TUBULAR
STB, AG



CAST IRON
NEWEL KIT HF16.2.3
3-1/8" base,
STB, AG,



CAST IRON
NEWEL KIT HF16.3.72
3-1/8" base,
STB



ALUMINUM
HF34.3.19
1-7/8" base
set screw
STB, AG, ORB



ALUMINUM
HF34.3.2
1-7/8" base
set screw
STB, AG, ORB



ALUMINUM
HF34.3.16
2" base
STB, AG, ORB



ALUMINUM
HF34.3.18
1.6" base
set screw
STB



ALUMINUM
HF34.3.1
1.6" base
set screw
STB

For full accessory details
see pages 106 - 107.



HF

WENTWORTH COLLECTION



Old world sensibility

Inspired by classic English design, the Wentworth collection works in rustic modern and luxury cabin getaways. This ode to old-world metalworking is a one-of-a-kind accent for the home.

WENTWORTH COLLECTION

Finishes



SATIN BLACK (STB)



SATIN CLEAR (SC)



OIL RUBBED BRONZE (ORB)

ROUND HAND FORGED



NEWEL
HF 1.1.22
SOLID
STB, SC, ORB
Height: 47"



HF 3.1.1
SOLID
STB, SC, ORB
Height: 44"




HF 3.1.2
SOLID
STB, SC, ORB
Height: 44"



NEWEL
HF 1.1.23
SOLID
STB, SC, ORB
Height: 47"



HF 3.2.1
SOLID
STB, SC, ORB
Height: 44"



HF 3.2.2
SOLID
STB, SC, ORB
Height: 44"



CAST IRON
HF16.3.31
3-1/8" base
STB, ORB, SC



ALUMINUM
HF16.3.50
1-5/16" base
set screw
STB, ORB



ALUMINUM
HF16.3.51
1-5/16" base
set screw
STB, ORB



CAST IRON
HF16.3.36
1-1/4" base
set screw
STB, ORB, SC



CAST IRON
HF16.3.35
1-1/4" base
set screw
STB, ORB, SC



CAST IRON
HF16.3.12
1-9/16" base
STB, ORB



CAST IRON
HF16.3.31
3-1/8" base,
STB, ORB



CAST IRON
HF16.3.38
1-1/4" base, set screw
STB, ORB, SC



CAST IRON
HF16.3.39
1-1/4" base, set screw
STB, ORB, SC



CAST IRON
HF16.3.15
1-3/4" base
STB, ORB

For full accessory details see pages 106 - 107.





AALTO

Mid-Century modern best describes our industry-first Aalto collection. These wonderfully paired geometric designs add a mid-century flare that makes a minimal statement to the home.



HF



AALTO

Finishes



SATIN BLACK
(STB)



ASH GREY
(AG)



DORADO GOLD
(GD)

SQUARE



NEWEL

HF 16.5.8
SOLID - STB
Height: 48"

HF 16.5.8-T
TUBULAR - AG, GD
Height: 48"



HF 16.2.1
SOLID - STB
Height: 44"

HF 16.2.1-T
TUBULAR - STB, AG, GD
Height: 44"

HF 16.2.1-T-50
TUBULAR - STB
Height: 50"



HF 16.1.30
SOLID - STB
Height: 44"

HF 16.1.30-T
TUBULAR - STB, AG
Height: 44"



HF 16.1.31
SOLID - STB
Height: 44"

HF 16.1.31-T
TUBULAR - STB, AG
Height: 44"



HF 16.1.32
SOLID - STB
Height: 44"

HF 16.1.32-T
TUBULAR - AG
Height: 44"



CAST IRON

NEWEL KIT
HF16.2.3
3-1/8" base,
STB, AG,



CAST IRON

NEWEL KIT
HF16.3.72
3-1/8" base,
STB



ALUMINUM

HF16.3.19
1-5/16" base
set screw
STB, AG, GD



ALUMINUM

HF16.3.1
1-5/16" base
STB



ALUMINUM

HF16.3.2
1-5/16" base
STB, AG, GD



CAST IRON

HF16.3.29
1-5/16" base
set screw
STB



CAST IRON

HF16.3.30
1-5/16" base
set screw
STB



ALUMINUM

HF16.5.1
1-7/16" height
STB



ALUMINUM

HF16.3.60
1-5/16" base
STB, AG



CAST IRON

HF16.3.9
1-5/16" base
AG, GD



ALUMINUM

HF16.3.61
1-5/16" base
STB, AG



ALUMINUM

HF16.3.70
1.33" base
STB



ALUMINUM

HF16.3.71
1.33" base
STB



CAST IRON

HF16.3.5
2" base
STB



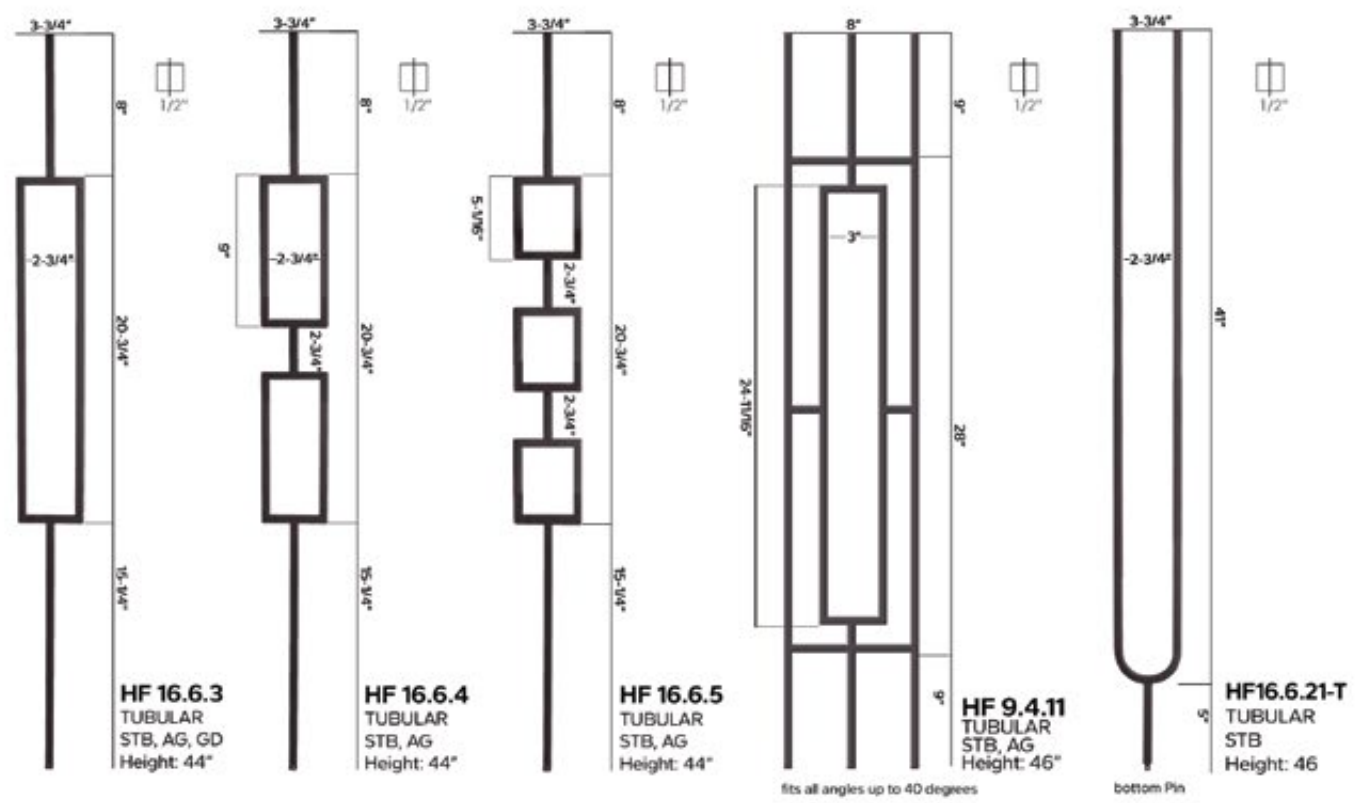
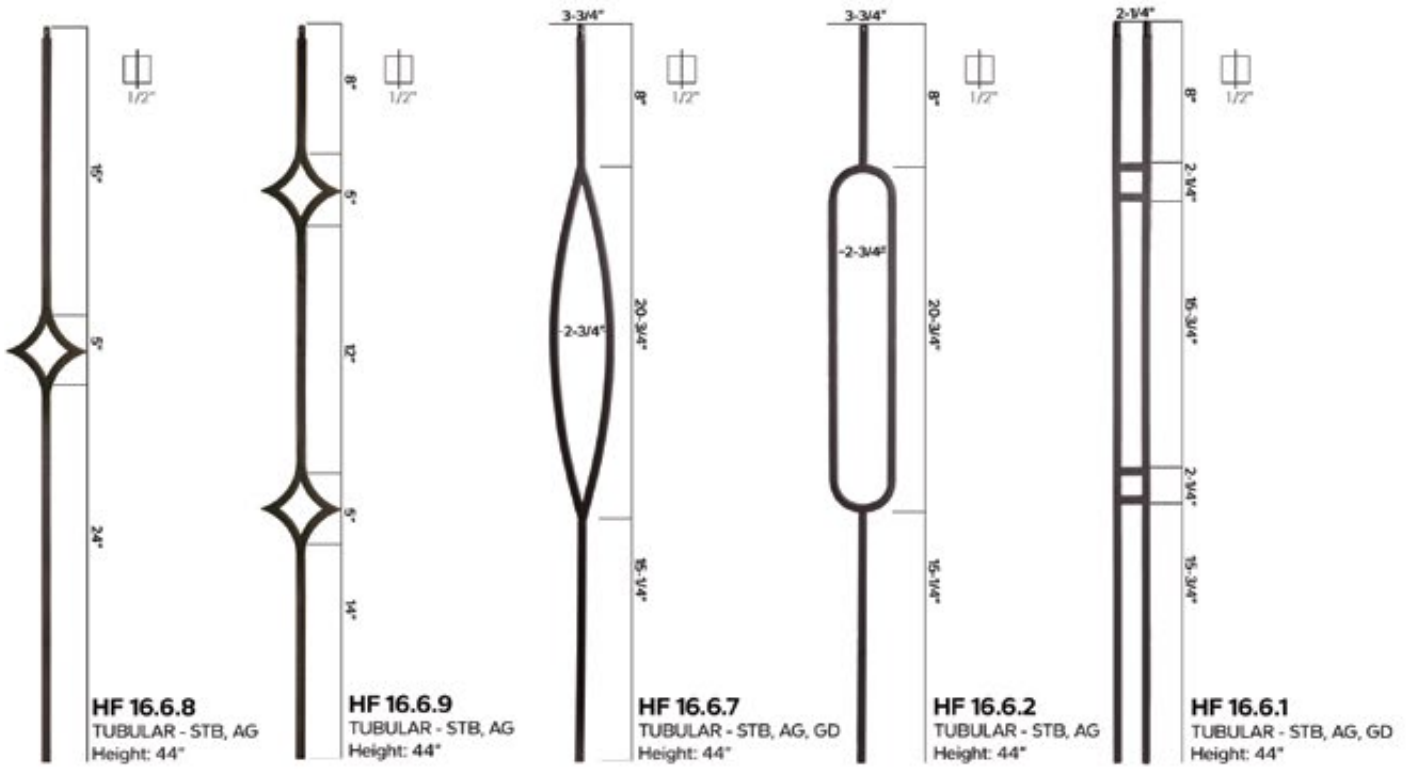
ALUMINUM

HF16.3.4
2" base
STB



ALUMINUM

HF16.3.21
1-9/16" base
STB





Classic Italian design

The craftsmanship in these hand-forged balusters exude character and beauty nearly impossible to duplicate. Our Tuscan series is available in both round forged and square hammered profiles. Bring the rustic charm of old world Italy into your home with this unique series.

TUSCAN



TUSCAN ROUND

Finishes



SATIN BLACK
(STB)



SATIN CLEAR
(SC)



OIL RUBBED
BRONZE
(ORB)

ROUND FORGED



NEWEL
HF 1.1.22
SOLID - STB, SC
Height: 47-1/4"



NEWEL
HF 1.1.9
SOLID - STB
Height: 47-1/4"



NEWEL
HF 1.1.21
SOLID - STB
Height: 47-1/4"



HF 2.9.21
SOLID - STB, SC, ORB
Height: 44"



HF 2.1.9
SOLID - STB, ORB
Height: 44"



HF 2.1.11
SOLID - STB, ORB
Height: 44"



CAST IRON
HF16.3.33
3-1/8" base
STB, ORB



ALUMINUM
HF16.3.13
1-5/16" base, set screw
STB



ALUMINUM
HF16.3.16
1-5/16" base, set screw
STB



CAST IRON
HF16.3.26
1-1/4" base, set screw
STB, SC, ORB



ALUMINUM
HF16.3.27
1-1/4" base, set screw
STB, SC, ORB



CAST IRON
HF16.3.10
1-9/16" base
STB, ORB

For full accessory details see pages 106 - 107.



HF 2.1.5
SOLID - STB
Height: 44"



HF 2.1.7
SOLID - STB
Height: 44"



HF 2.10.2
SOLID - STB, SC, ORB
Height: 44"



HF 2.10.3
SOLID - STB, SC, ORB
Height: 44"



HF 2.6.8
SOLID - STB, SC
Tapered
Height: 44"



HF 2.6.7
SOLID - STB, SC
Tapered
Height: 44"

TUSCAN SQUARE

Finishes



SATIN BLACK (STB)



OIL RUBBED BRONZE (ORB)

SQUARE HAND HAMMERED



NEWEL HF1.14-T
TUBULAR - STB
Height: 47-1/4"



HF2.9.20
SOLID - STB, ORB
Height: 44"
HF2.9.20-T
TUBULAR - STB, ORB
Height: 44"



HF2.9.12
SOLID - STB
Tapered
Height: 44"



HF2.9.13
SOLID - STB
Tapered
Height: 44"



CAST IRON
HF16.3.31
3-1/8" base,
STB, ORB



ALUMINUM
HF16.3.20
1-5/16" base, set screw
STB, ORB
HF16.3.3
1-5/16" base
STB



ALUMINUM
HF16.3.17
1-5/16" base, set screw
STB, ORB



CAST IRON
HF16.3.25
1-1/4" base, set screw
STB





CAST IRON
HF16.3.28
1-1/4" base, set screw
STB



CAST IRON
HF16.3.11
1-3/4" base
STB

For full accessory details see pages 106 - 107.





MONTE CARLO

Classic European Elegance

Drawing inspiration from the great Roman columns, the Monte Carlo series stands alone in style and elegance. The robust designs complement the grandest estates and sensible French countryside getaways.

MONTE CARLO



Finishes



SATIN BLACK (STB)



OIL RUBBED BRONZE (ORB)

ROUND



HF18.1.1-T
TUBULAR - STB
Height: 48"

*Middle section is hollow cast iron, ends are hollow cast steel



HF18.2.1-T
TUBULAR - STB, ORB
Height: 44"



HF18.2.2-T
TUBULAR - STB, ORB
Height: 44"



CAST IRON
NEWEL KIT
HF16.3.14
3-1/4" base
STB, ORB



CAST IRON
NEWEL MOUNT
HF16.2.9



solid separately
CAST IRON
NEWEL FLANGE COVER
HFSTB16.4.5
3.14" base
STB



ALUMINUM
HF16.3.50
1-5/16" base
set screw
STB, ORB



ALUMINUM
HF16.3.51
1-5/16" base
set screw
STB, ORB



CAST IRON
HF16.3.35
1-1/4" base
set screw
STB, ORB



CAST IRON
HF16.3.36
1-1/4" base
set screw
STB, ORB



CAST IRON
HF16.3.12
1-9/16" base
STB, ORB

For full accessory details see pages 106 - 107.



DESIGNER

Simplicity is sometimes the most understated elegance. The Designer series offers an upgraded look with a larger bar stock and modern and traditional design cues.

DESIGNER



Finishes



SQUARE

SATIN BLACK (STB)



Fits 1-3/16"



CAST IRON

NEWEL KIT HF16.3.38
3-1/4" base
STB



CAST IRON

NEWEL KIT HF16.3.72
3.1" base

Fits 5/8"



CAST IRON

HF16.3.38
1-1/4" base, set screw
STB



CAST IRON

HF16.3.39
1-1/4" base, set screw
STB



CAST IRON

HF16.3.15
1-3/4" base
STB

For full accessory details see pages 106 - 107.



GOTHIC

Timeless

The inspiration for our Gothic series was the timeless ironwork featured in many European castles and estates. These prominent designs will compliment old-world hardware and fixtures in many homes today.

GOTHIC

Finishes



SATIN BLACK
(STB)



OIL RUBBED
BRONZE
(ORB)



OIL RUBBED
COPPER
(ORC)

SQUARE FACE HAMMERED



HF16.1.7
SOLID - STB, ORB
HF16.1.7-T
TUBULAR - STB, ORB, ORC



HF16.5.2
SOLID - STB, ORB
HF16.5.2-T
TUBULAR - STB, ORB, ORC



HF16.1.8
SOLID - STB, ORB
HF16.1.8-T
TUBULAR - STB, ORB, ORC



ALUMINUM

HF16.3.20
1-5/16" base, set screw
STB, ORB, ORC

HF16.3.3
1-5/16" base
STB, ORC



ALUMINUM

HF16.3.17
1-5/16" base, set screw
STB, ORB, ORC



CAST IRON

HF16.3.25
1-1/4" base, set screw
STB



CAST IRON

HF16.3.28
1-1/4" base, set screw
STB



CAST IRON

HF16.3.11
1-3/4" base
STB

For full accessory details see pages 106 - 107.

ROUND



Circle it

The Round collection provides a sleek appearance that strikes a perfect balance between traditional and contemporary. Soft edges and clean lines are a break from harsh square appearances.

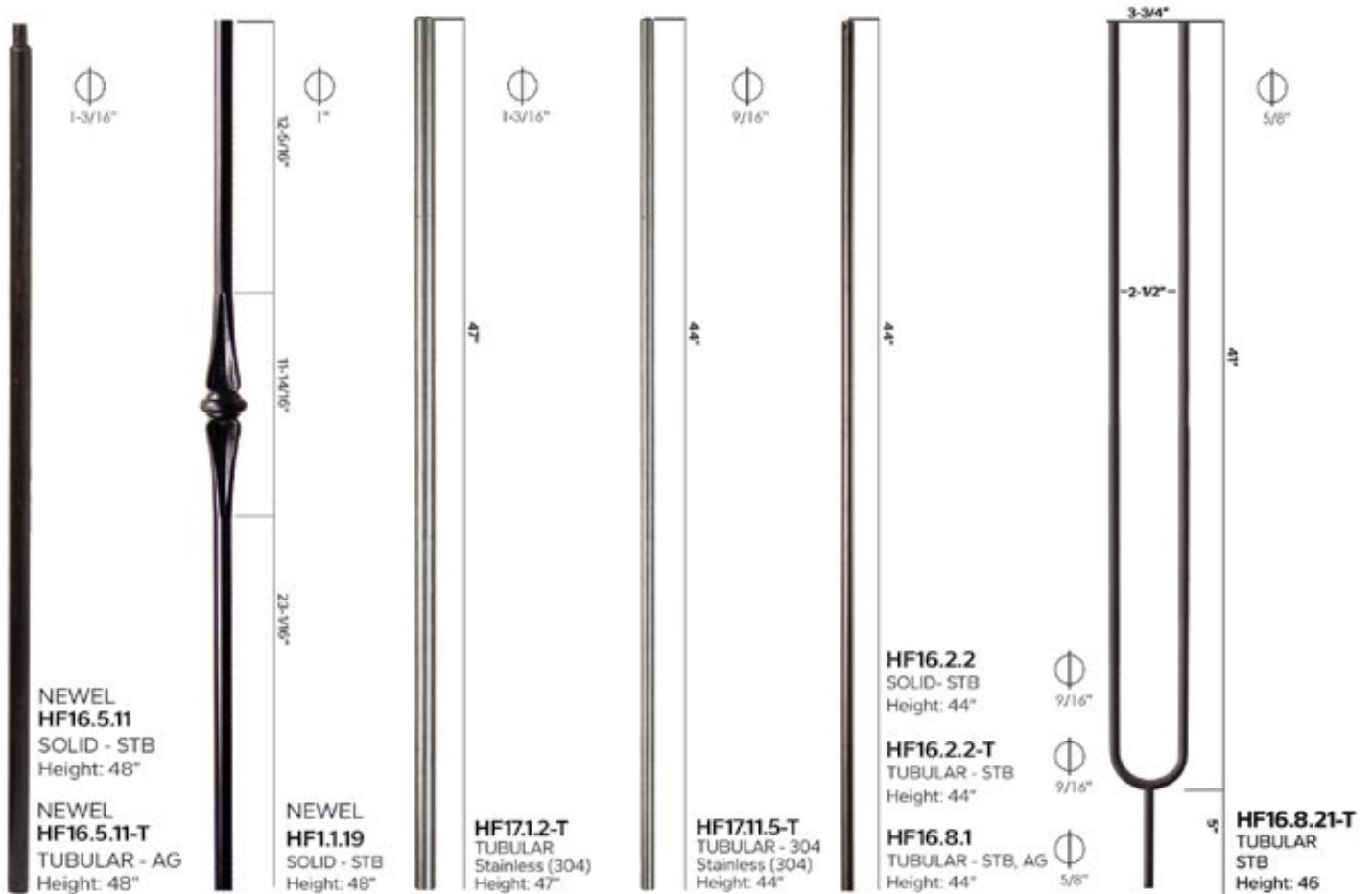
Photo Courtesy of Century Stair - Haymarket, VA

HF

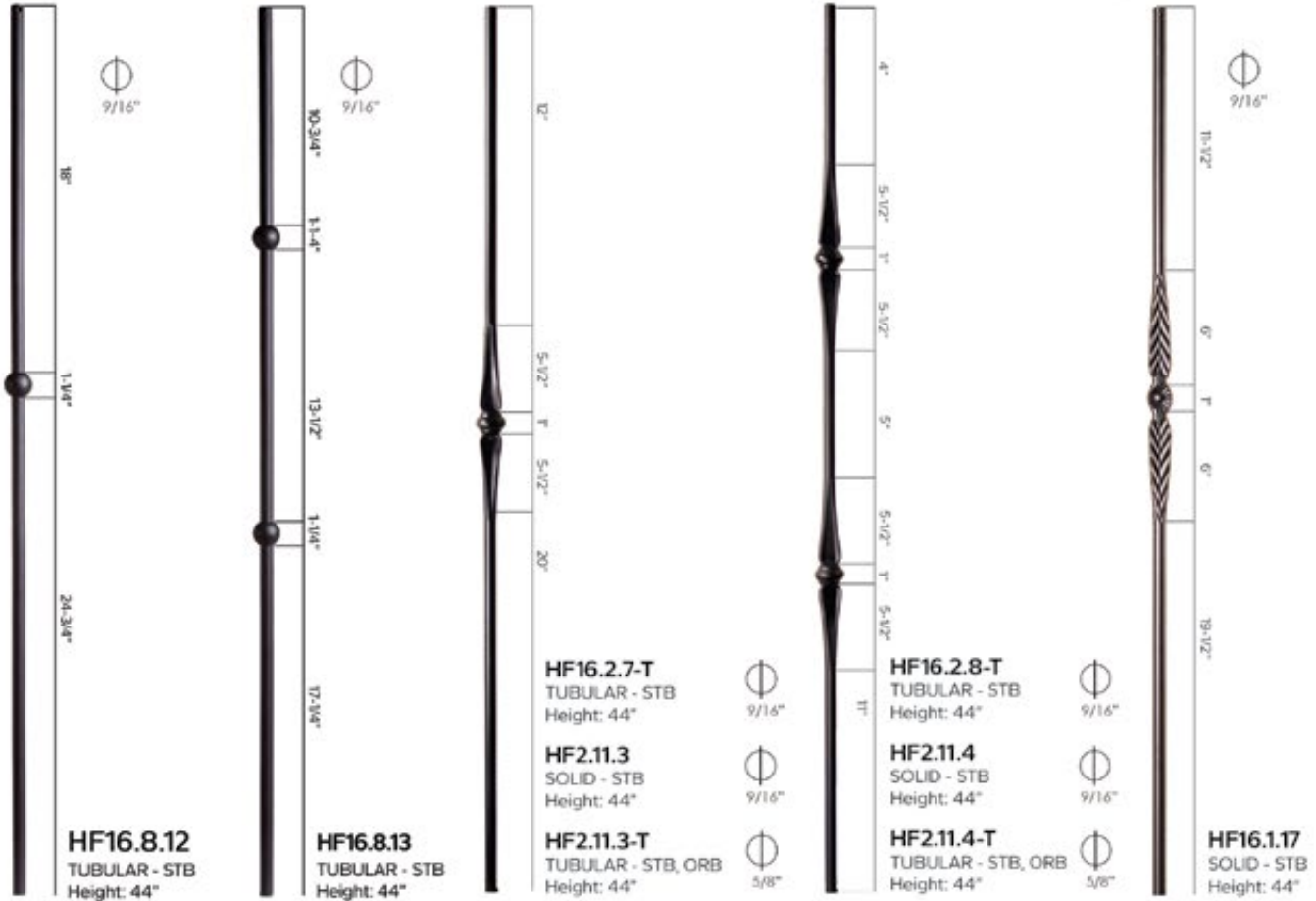


ROUND

Finishes



For full accessory details see pages 106 - 107.



ALUMINUM



HF16.3.13
1-5/16" base, set screw
STB



ALUMINUM

HF16.3.16
1-5/16" base, set screw
STB



CAST IRON

HF16.3.26
1-1/4" base, set screw
STB, ORB



ALUMINUM

HF16.3.27
1-1/4" base, set screw
STB, ORB



CAST IRON

HF16.3.10
1-9/16" base
STB, ORB



HF16.3.50
1-5/16" base, set screw
STB, ORB

HF16.3.51
1-5/16" base, set screw
STB, ORB

HF16.3.35
1-1/4" base, set screw
STB, ORB

HF16.3.36
1-1/4" base, set screw
STB, ORB

HF16.3.12
1-9/16" base
STB

Accent it

The Versatile collection offers endless baluster combinations in this series offers a match for your taste and style. Often used alone these versatile products also work well with the twist and basket series.



VERSATILE



VERSATILE

Finishes



SATIN BLACK (STB)



ASH GREY (AG)



OIL RUBBED BRONZE (ORB)



OIL RUBBED COPPER (ORB)

SQUARE



NEWEL
HF16.5.8
SOLID - STB
Height: 48"

NEWEL
HF16.5.8-T
TUBULAR - AG
Height: 48"



NEWEL
HF16.5.9
SOLID - STB
Height: 48"



HF16.2.1
SOLID
STB, ORB, ORC
Height: 44"

HF16.2.1-T
TUBULAR
STB, AG, ORB, ORC
Height: 44"

HF16.2.1-T-50
TUBULAR - STB
Height: 50"



HF16.1.34
SOLID
STB, ORC
Height: 44"

HF16.1.34-T
TUBULAR
STB, AG, ORB
Height: 44"



HF16.1.35
SOLID - STB
Height: 44"

HF16.1.35-T
TUBULAR
STB, AG, ORB, ORC
Height: 44"



HF16.1.45
SOLID - STB
Height: 44"

HF16.1.45-T
TUBULAR - STB
Height: 44"

Fits
1-3/16"



CAST IRON

NEWEL KIT
HF16.2.3
3-1/8" base,
STB, AG, ORB, ORC



CAST IRON

NEWEL KIT
HF16.3.72
3-1/8" base,
STB

Fits
1/2"



ALUMINUM

HF16.3.1
1-5/16" base
STB, ORC

HF16.3.19
1-5/16" base
set screw
STB, AG,
ORB, ORC



ALUMINUM

HF16.3.2
1-5/16" base
STB, AG,
ORB, ORC



CAST IRON

HF16.3.29
1-5/16" base
set screw
STB, ORB



CAST IRON

HF16.3.30
1-5/16" base
set screw
ORB



ALUMINUM

HF16.5.1
1-7/16" height
STB, ORB, ORC

For full accessory details see pages 106 - 107.



TWIST





This popular twist and basket design is a mainstay featured in many new homes. These balusters and newels are offered in an extensive range of finishes and patinas. They combine seamlessly with profiles from the Scroll and Versatile series.



TWIST

Finishes



SATIN BLACK (STB)



ASH GREY (AG)



OIL RUBBED BRONZE (ORB)



OIL RUBBED COPPER (ORB)

SQUARE




NEWEL HF16.5.5
SOLID - STB
Height: 48"



HF16.1.1
SOLID
STB, ORB, ORC
Height: 44"

HF16.1.1-T
TUBULAR
STB, AG, ORB, ORC
Height: 44"



HF16.1.2
SOLID
STB, ORB, ORC
Height: 44"

HF16.1.2-T
TUBULAR
STB, AG, ORB, ORC
Height: 44"



CAST IRON
NEWEL KIT HF16.2.3
3-1/8" base,
STB, AG, ORB, ORC



CAST IRON
NEWEL KIT HF16.3.72
3-1/8" base,
STB



ALUMINUM
HF16.3.1
1-5/16" base
STB, ORC
HF16.3.19
1-5/16" base
set screw
STB, AG,
ORB, ORC



ALUMINUM
HF16.3.2
1-5/16" base
STB, AG,
ORB, ORC



CAST IRON
HF16.3.29
1-5/16" base
set screw
STB, ORB



CAST IRON
HF16.3.30
1-5/16" base
set screw
ORB



ALUMINUM
HF16.5.1
1-7/16" height
STB, ORB, ORC

For full accessory details see pages 106 - 107.



HF16.1.21
SOLID
STB, ORB, ORC
Height: 44"

HF16.1.21-T
TUBULAR
STB, AG, ORB, ORC
Height: 44"



HF16.1.3
SOLID
STB, ORB, ORC
Height: 44"

HF16.1.3-T
TUBULAR
STB, AG, ORB, ORC
Height: 44"



HF16.1.4
SOLID
STB, ORB, ORC
Height: 44"

HF16.1.4-T
TUBULAR
STB, AG, ORB, ORC
Height: 44"



ALUMINUM

HF16.3.9
1-5/16" base
AG, ORB



ALUMINUM

HF16.3.61
1-5/16" base
STB, AG



ALUMINUM

HF16.3.70
1.33" base
STB



ALUMINUM

HF16.3.71
1.33" base
STB



CAST IRON

HF16.3.5
2" base
STB, ORB, ORC



ALUMINUM

HF16.3.4
2" base
STB, ORB, ORC




ALUMINUM

HF16.3.21
1-9/16" base
STB

ALUMINUM
HF16.3.60
1-5/16" base
STB, AG

Photo	Part #	Description	ACCESSORY SPECIFICATIONS	STB	AG	ORB	ORC	SC	GD
1/2" Square Baluster Accessories									
A.	HF16.3.1	Level base shoe, fits 1/2" square balusters, 1-5/16" square base, aluminum		•			•		
A.	HF16.3.19	Level base shoe with set screw, fits 1/2" square balusters, 1-5/16" square base, aluminum		•	•	•	•		•
E.	HF16.3.2	Angled base shoe with set screw, fits 1/2" square balusters, 1-5/16" base, aluminum		•	•	•	•		•
B.	HF16.3.21	Level base shoe with screw mount, fits 1/2" square balusters, 1-9/16" square base, aluminum		•					
F.	HF16.5.1	Versatile style knuckle with set screw, fits 1/2" square balusters, 1-7/16" square, aluminum		•		•	•		
C.	HF16.3.29	Oil Rubbed Bronze, level base shoe with set screw, fits 1/2" square balusters, 1-1/4" square base, cast iron		•		•			
G.	HF16.3.30	Oil Rubbed Bronze, angled base shoe with set screw, fits 1/2" square balusters, 1-1/4" base, cast iron				•			
D.	HF16.3.4	Level base collar, fits 1/2" square balusters, 2" square base, aluminum		•		•	•		
H.	HF16.3.5	Level base collar, fits 1/2" square balusters, 1-15/16" round base, aluminum, (ORB - cast iron)		•		•	•		
P.	HF16.3.9	Level base collar, fits 1/2" square balusters, 1-9/16" round base, cast iron			•	•			•
O2	HF16.3.60	Level base collar, fits 1/2" square balusters, 1-9/16" round base, aluminum		•	•				
O3	HF16.3.61	Angled base collar, fits 1/2" square balusters, 1-9/16" round base, aluminum		•	•				
Q2	HF16.3.70	Level base collar, fits 1/2" square balusters, 1.33" square base, aluminum		•					
Q3	HF16.3.71	Angled base collar, fits 1/2" square balusters, 1.33" square base, aluminum		•					
9/16" Square Baluster Accessories									
A.	HF16.3.3	Level base shoe, fits 9/16" square balusters, 1-5/16" square base, aluminum		•			•		
A.	HF16.3.20	Level base shoe with set screw, fits 9/16" square balusters, 1-5/16" square base, aluminum		•		•	•		
E.	HF16.3.17	Angled base shoe with set screw, fits 9/16" square balusters, 1-5/16" base, aluminum		•		•	•		
C.	HF16.3.25	Level base shoe with set screw, fits 9/16" square balusters, 1-1/4" square base, cast iron		•					
P.	HF16.3.11	Level base collar, fits 9/16" square balusters, 1-3/4" round base, cast iron		•					
5/8" Square Baluster Accessories									
C.	HF16.3.38	Level base shoe with set screw, fits 5/8" square balusters, 1-1/4" square base, cast iron		•		•		•	
G.	HF16.3.39	Angled base shoe with set screw, fits 5/8" square balusters, 1-1/4" base, cast iron		•		•		•	
P.	HF16.3.15	Level base collar, fits 5/8" square balusters, 1-3/4" round base, cast iron		•		•			
3/4" Square Baluster Accessories									
A.	HF34.3.19	Level base shoe with set screw, fits 3/4" square balusters, 1-7/8" square base, aluminum		•	•	•			
E.	HF34.3.2	Angled base shoe with set screw, fits 3/4" square balusters, 1-7/8" square base, aluminum		•	•	•			
P.	HF34.3.16	Level base collar, fits 3/4" square balusters, 2" round base, cast iron		•	•	•			
A.	HF34.3.1	Level base shoe with set screw, fits 3/4" square balusters, 9/8" square base, aluminum		•					
E.	HF34.3.18	Angled base shoe with set screw, fits 3/4" square balusters, 9/8" square base, aluminum		•					
9/16" Round Baluster Accessories									
I.	HF16.3.13	Level base shoe with set screw, fits 9/16" round balusters, 1-5/16" square base, aluminum		•					
M.	HF16.3.16	Angled base shoe with set screw, fits 9/16" round balusters, 1-5/16" base, aluminum		•					
J.	HF16.3.26	Level base shoe with set screw, fits 9/16" round balusters, 1-1/4" square base, cast iron		•		•		•	
N.	HF16.3.27	Angled base shoe with set screw, fits 9/16" round balusters, 1-1/4" base, cast iron		•		•		•	
Q.	HF16.3.10	Level base collar, fits 9/16" round balusters, 1-9/16" round base, cast iron		•		•			
L.	HF17.11.22	Level base collar, fits 9/16" round stainless steel balusters, 1-1/2" round base, stainless steel							
5/8" Round Baluster Accessories									
J.	HF16.3.35	Level base shoe with set screw, fits 5/8" round balusters, 1-1/4" square base, cast iron		•		•		•	
N.	HF16.3.36	Angled base shoe with set screw, fits 5/8" round balusters, 1-1/4" base, cast iron		•		•		•	
I.	HF16.3.50	Level base shoe with set screw, fits 5/8" round balusters, 1-5/16" square base, aluminum		•		•			
M.	HF16.3.51	Angled base shoe with set screw, fits 5/8" round balusters, 1-5/16" base, aluminum		•		•			
Q.	HF16.3.12	Level base collar, fits 5/8" round balusters, 1-9/16" round base, cast iron		•	•	•			
Newel Mounting Kits									
T.	HF16.2.3	Newel mounting kit with level base shoe, fits 1-3/16" square newels, 3-1/8" square base, cast iron		•	•	•	•		•
T.	HF16.3.31	Newel mounting kit with level base shoe, fits 1" square newels, 3-1/8" square base, cast iron		•		•		•	
T2	HF16.3.72	Newel mounting kit with level base shoe, fits 1-3/16" square newels, 3.1" square base, .63" height, aluminum		•					
U.	HF16.3.14	Newel mounting kit with level base shoe, fits 1-3/16" round newels, 3-1/8" square base, cast iron		•	•				
U.	HF16.3.33	Newel mounting kit with level base shoe, fits 1" round newels, 3-1/8" square base, cast iron		•	•	•		•	
V.	HF17.2.3	Newel mounting kit with level base collar, fits 1-3/16" round stainless steel newels, 3-1/4" round base, stainless steel							
V2	HF16.2.9	Newel mounting kit, fits 1-3/16" round newels, flange cover sold separately, flange covers: STB, AG, Stainless, Brass							
Handrail Brackets									
W.	HF.3002	Handrail bracket, 1-1/4" x 2-3/8" mounting plate, extends out 3" from wall, aluminum Also available in Brushed Chrome HFBC.3002		•	•	•	•		•
X.	HF.3003	Handrail bracket, 2-1/16" round mounting plate, extends out 3" from wall, aluminum Also available in Brushed Chrome HFBC.3003 , Nickel HFNL.3003		•	•	•	•		•
Y.	HF.3004	Handrail bracket, 2-1/2" square mounting plate, extends out 3-1/2" from wall, aluminum		•					
Z.	HF17.4002	Handrail bracket, 1-1/2" x 2" rectangular mounting plate, extends out 3-1/4" from wall, stainless steel		•					

ACCESSORY PROFILES



EPC-101
Epoxy Gun



EPC-410
EPC-410-BLACK
Epoxy



EPC-7
Epoxy Paste



HFSTB-120Z CAN
Satin Black Touch-up Paint




HFSTB-PEN
Satin Black
Touch-up Pen



HFORB-PEN
Oil Rubbed Bronze
Touch-up Pen





Flange Covers
Use with HF16.2.9
Newel Mounting Kit
Fits 1-3/16" Round Newels
Diameter: 4.13" Height: .7"

SATIN BLACK
HFSTB16.4.5
ASH GREY
HFAG16.4.5
BRASS
HF18.4.5
STAINLESS STEEL
HF17.4.5

Flange covers sold separately





Photo courtesy of Century Stair Co. - Haymarket, VA

To view our full forged panels catalog visit houseofforgings.net/catalogs

FORGED PANELS

REBECCA



TUSCANY



SEVILLE



MILANO



REGENCY



BORDEAUX



HORIZONTAL INFILL OPTIONS

Create pleasing horizontal infill designs which open the staircase sightline and make your living space feel spacious.



Sleek Design / Simplified Installation
Fully welded 1/2" x 1-1/2" powder coated steel



Open Sightlines / Zero Maintenance
Sleek 5/8" round bars are available in convenient 5' or 8' lengths.
Available in four finish options.



Modern Black Cable
Full range of powder coated black stainless steel and cable options.



Classic Cable
Classic exterior grade cable options
Style - Quality - Value





ELEMENT[™]
MODERN RAILING SYSTEM

Element™ Modern Railing System by House of Forgings creates a sleek design with simplified installation.

Our modern infill panels are:

- ½" x 1-1/2" Satin Black, Powder-Coated Steel
- Fully Welded
- 37° – Degree Pre-Raked Panel
- Available in either Knee Wall or Elevated (Open Tread) Systems
- Available with layout sheets, or we can assist with technical layout options.



houseofforgings.net/element

KNEE WALL SYSTEM

FLUSH MOUNTED PANELS

DESIGNED FOR 7-1/2" RISE AND 10" RUN (37°)

POWDER COATED STEEL - SATIN BLACK FINISH - FOR INTERIOR USE

RAKE PANELS



- (12") EL-KW-1236
- (18") EL-KW-1836
- (24") EL-KW-2436
- (30") EL-KW-3036
- (36") EL-KW-3636

BALCONY PANELS



- (12") EL-KLB-1238
- (18") EL-KLB-1838
- (24") EL-KLB-2438
- (30") EL-KLB-3038
- (36") EL-KLB-3638
- (42") EL-KLB-4238
- (48") EL-KLB-4838

KNEE WALL NEWEL



EL-KWN-30-2

TREAD CAP SCREW



(2-1/2" Length)

- EL-TS-212-10 (10 pack)
- EL-TS-212-50 (50 pack)

OPEN RAKE SYSTEM

ELEVATED PANELS

RAKE PANELS




- (12") EL-OR-1236
- (18") EL-OR-1836
- (24") EL-OR-2436
- (30") EL-OR-3036
- (36") EL-OR-3636

BALCONY PANELS



- (12") EL-OLB-1238
- (18") EL-OLB-1838
- (24") EL-OLB-2438
- (30") EL-OLB-3038
- (36") EL-OLB-3638
- (42") EL-OLB-4238
- (48") EL-OLB-4838


OPEN RAKE NEWEL



2 hole

EL-PN-47-2

OPEN RAKE NEWEL



4 hole

EL-PN-47-4

NEWEL BOLT



(2-1/2" Length)

- EL-PB-1-10 (10 pack)
- EL-PB-1-50 (50 pack)

UNIVERSAL SYSTEM

NEWELS & HARDWARE

UNIVERSAL NEWEL



EL-UN-47-4



EL-UN-38-SPT
(angle)



EL-UN-180-SPT
(in-line)



EL-UN-90-SPT
(corner)

RAIL SUPPORTS

(For use with universal newel)

NEWEL SCREW



(2-3/4" Length)

- EL-NS-234-10 (10 pack)
- EL-NS-234-50 (50 pack)

HANDRAIL SCREW



(1-1/4" Length)

- EL-HS-114-10 (10 pack)
- EL-HS-114-50 (50 pack)



houseofforgings.net/element





HORIZONTAL RAILING

Satin Black (shown)

The future of balustrade

Round tubular steel infill bars available powder coated, or stainless steel are a fantastic alternative to cable rail. These sleek 5/8" bars are available in a convenient 8' length, or a recently added 5' length ideal for installation and affordable shipping. Create pleasing horizontal infill designs which open the staircase sightline and make your living space feel spacious.

Stainless Steel (shown)

Photo courtesy of MJB Stairs - Shelby Township, MI



Now available in a convenient 5ft length for less wasted material.

STANDARD 7.5FT	SATIN BLACK	HFSTB4.1.1-7.5 (.039" - 1mm)	Powder Coated Tubular Round Bar 1/2" Dia. x 7.5'
STANDARD 5FT	SATIN BLACK	HFSTB4.1.1-5 (.039" - 1mm)	Powder Coated Tubular Round Bar 1/2" Dia. x 5'
HEAVY DUTY 8FT	SATIN BLACK	HFSTB5.1.1 (.078" - 2mm)	Powder Coated Tubular Round Bar 5/8" Dia. x 8'
HEAVY DUTY 5FT	SATIN BLACK	HFSTB5.1.1-5 (.078" - 2mm)	Powder Coated Tubular Round Bar 5/8" Dia. x 5'
STANDARD 8FT	SATIN BLACK	HFSTB7.1.1 (.039" - 1mm)	Powder Coated Tubular Round Bar 5/8" Dia. x 8'
STANDARD 5FT	SATIN BLACK	HFSTB7.1.1-5 (.039" - 1mm)	Powder Coated Tubular Round Bar 5/8" Dia. x 5'
EXTERIOR 4FT	SATIN BLACK	HFSTB8.1.1 (.059" - 1.5mm)	Powder Coated Tubular Round Bar 5/8" Dia. x 6'

Aluminum Exterior Powder Coating - A6063 - ISO11341:2004 - ISO2813:1994

HEAVY DUTY 8FT	OIL RUBBED BRONZE	HFORB5.1.1 (.078" - 2mm)	Powder Coated Tubular Round Bar 5/8" Dia. x 8'
----------------	-------------------	--------------------------	--

HEAVY DUTY 8FT	ASH GREY	HFAG5.1.1 (.078" - 2mm)	Powder Coated Tubular Round Bar 5/8" Dia. x 8'
----------------	----------	-------------------------	--

HEAVY DUTY 8FT	STAINLESS STEEL	HFSS5.1.1 (.078" - 2mm)	304 Grade Stainless Steel Round Bar 5/8" Dia. x 8'
HEAVY DUTY 5FT	STAINLESS STEEL	HFSS5.1.1-5 (.078" - 2mm)	304 Grade Stainless Steel Round Bar 5/8" Dia. x 5'

Satin Polish Finish

Our heavy duty tubular bar is made with superior 12 gauge(2 mm / 5/56") tube stock for minimal deflection



AXIA[®] | BLACK

STAIR & RAILING SYSTEMS

POWDER COATED 304 STAINLESS STEEL

Post / handrail options



WALL HANDRAIL SUPPORT
HFSTB17.4002



ADJUSTABLE WOOD POST HANDRAIL SUPPORT
HFSTB17.4001



ADJUSTABLE POST HANDRAIL SUPPORT
AX20.005.031.A.STB



FLANGE COVER
AX20.003.012.A.STB



SQUARE POST
AX20.001.010.A.STB




END CAP
AX20.007.130.A.STB



CONNECTOR
AX20.008.112.A.STB



90 DEGREE ELBOW
AX20.008.110.A.STB



ANGLED FLANGE COVER
AX20.003.015.A.STB



TEE CONNECTOR
AX20.008.113.A.STB



THREE WAY TEE CONNECTOR
AX20.008.114.A.STB



ADJUSTABLE 90 DEGREE ELBOW
AX20.008.111.A.STB



WALL MOUNT FLANGE
AX20.008.150.A.STB



ADJUSTABLE WALL MOUNT FLANGE
AX20.008.152.A.STB

Modern wood handrail options



6084
2-5/8" x 1-5/8"



6500
2-5/8" x 1-9/16"



6284
2-3/8" x 2-1/4"



6484
2-1/4" x 2-1/4"



6002
2-5/8" x 1-9/16"



6060
2" x 1-1/16"

CABLE & GLASS OPTIONS



Threaded allen cap tensioner with cable terminal stud



CCC

- AX00.050.240.B.STB-L Left hand
- AX00.050.240.B.STB-R Right hand
- AX20.060.245.B.STB Sloping washer

1x19 Cable - Bulk (1/8" - 316 - BLACK)



- AX00.040.100.B.STB 100' Spool - 1/8" mm 1X19 cable
- AX00.040.500.B.STB 500' Spool - 1/8" mm 1X19 cable

Disclaimer: Black finish is achieved through electrolytic blackening for maximum durability

Hydraulic crimping tool

CRIMPER-TEMCO-TH0400



7 DIES INCLUDED

Your chosen die size may vary depending on the wall thickness of your terminal. The chart below suggests which size or sizes are compatible at each cable size.

THIN WALL	THICK WALL
CABLE SIZE: 1/32"	CABLE SIZE: 1/32"
DIE SIZE: #8	DIE SIZE: #10

CABLE SIZE: 1/16", 3/32", 1/8", 3/16", 1/4", 5/16", 3/8", 1/2"

DIE SIZE: #12, #14, #16, #18, #20, #22, #24, #26, #28, #30, #32

CR40 Chromoly Steel Dies
Heat Treated to 35 Rockwell Hardness

Other crimpers use often just replacement electrical crimpers designed for soft copper and aluminum leads. The steel crimp dies will deform even after one use with stainless steel fittings. This leads to poor crimps and cable pull outs.

The TEMCO TH0400 was designed from the ground up to handle the stresses of crimping stainless cable.

Glass clamp for flat posts



CCC Zinc Alloy

AX20.014.190.A.STB

For use with 10 - 12.76 mm glass
(Includes rubber inserts)

Glass standoff - round



AX30.017.040.A.STB 30mm offset

For use with 8-18 mm glass


Glass standoff - square



AX30.017.041.A.STB 30 mm offset

For use with 8.76 - 21.52 mm glass

SWAGED CABLE INFILL KITS FOR WOOD OR METAL POSTS




Through-post configuration

Outside to outside
Level/balcony or angle/stair
Steel or wood posts

HFC18.102-5	5'
HFC18.102-10	10'
HFC18.102-15	15'
HFC18.102-20	20'

Pre-assembled kit includes fittings and factory swaged cable in lengths 5'-20'



Included in kit



MINIMUM BREAKING STRENGTH - Cable Diameter 1/8" = 1,780 lbs.
1X19 STRAND TYPE 316 STAINLESS STEEL CABLE

1 x 19 Cable - 1/8" Diameter



AISI 316

Cable Cutter



HFC18.CUTTER

Cable cut-off wheel



HFC18.WHEEL

Drill Kit
Metal Post



AX00.070.635

Drill Kit
Wood Post



AX00.070.630

EASY AS 1-2-3

- 1. What posts are you using? Wood or metal?**
- 2. Measure your level and stair runs, calculate number of level and stair fittings.**
- 3. Add up tensioners and non-tensioners, then calculate total cable footage (plus 5%).**

Push-Lock[®] Fittings

Push-Lock fittings do not require any special tools for installation. Simply push the cable into the fitting and it locks.



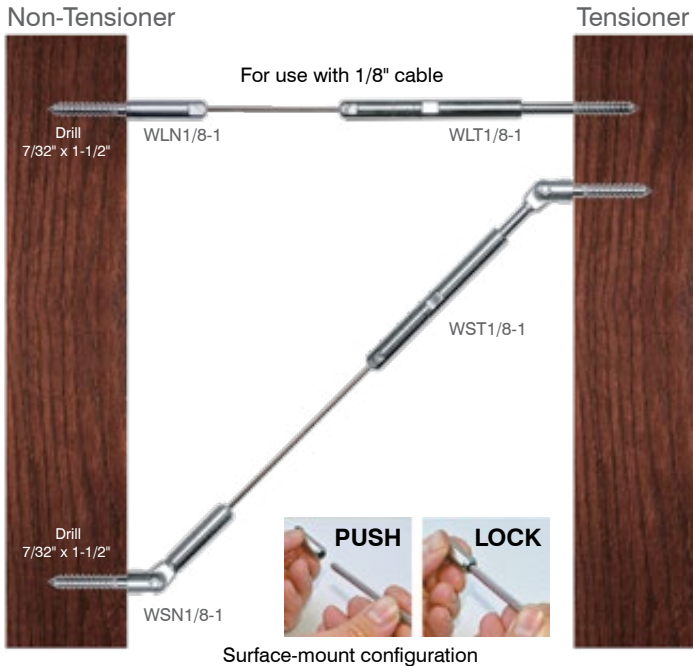
Tension each row of cable equally to 225 lbs making sure not to over tighten. Use tension gauge to accurately measure tension.

Tension Gauge

HFC18.TENSION.GAUGE

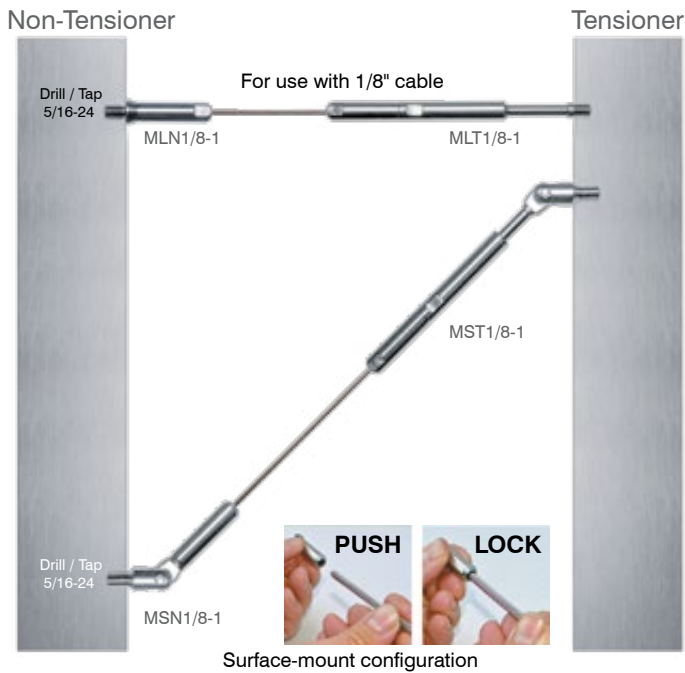

Recommended Tensioning Sequence

SWAGELESS CABLE INFILL FOR WOOD OR METAL POSTS



Inside to inside
Level/balcony or angle/stair
Wood posts

WLN1/8-1	Wood Level Non Tensioner
WLN1/8-10	Wood Level Non Tensioner(10 pack)
WLT1/8-1	Wood Level Tensioner
WLT1/8-10	Wood Level Tensioner(10 pack)
WSN1/8-1	Wood Stair Non Tensioner
WSN1/8-10	Wood Stair Non Tensioner(10 pack)
WST1/8-1	Wood Stair Tensioner
WST1/8-10	Wood Stair Tensioner(10 pack)



Inside to inside
Level/balcony or angle/stair
Metal posts

MLN1/8-1	Metal Level Non Tensioner
MLN1/8-10	Metal Level Non Tensioner(10 pack)
MLT1/8-1	Metal Level Tensioner
MLT1/8-10	Metal Level Tensioner(10 pack)
MSN1/8-1	Metal Stair Non Tensioner
MSN1/8-10	Metal Stair Non Tensioner(10 pack)
MST1/8-1	Metal Stair Tensioner
MST1/8-10	Metal Stair Tensioner(10 pack)



UTCABLE100-4	100' coil - 1/8" 1X19 type 316 S/S cable
UTCABLE500-4	500' spool - 1/8" 1X19 type 316 S/S cable

1x19 Cable(1/8" 316)

AISI 316



**MINIMUM BREAKING STRENGTH - Cable Diameter 1/8" = 1,780 lbs.
1X19 STRAND TYPE 316 STAINLESS STEEL CABLE**

NOTES



hfstair.com

Visit our website today: Your total online stair & railing resource

HF STAIR & RAILING

SEARCH | BROWSE PARTS | SERVICES | DESIGN CENTER | INSTALL GUIDES | CONTACT | CATALOGS

Symmetry Redefined

Linea by HF: Modern stair design, redefined. Tailored for today's architecture, LINEA achieves striking symmetry with simple lines, elegant asymmetry, and creative negative space.

SEE MORE

Modern Architecture

- Iron Balusters
- Satin Black
- Versatile Style

01 / 06

House of Forgings – Stair & Railing Products

Sort by: Default sorting

- 3010 - 3" x 42" Wooden Newel Post - Pin Top - R...
Order Inquiries
- 3010-48 - 3" x 48" Wooden Newel Post - Pin Top...
Order Inquiries
- 3010-48-SP - 3" x 48" Wooden Newel Post - Stab...
Order Inquiries

House of Forgings

Parts | Picked

Clear | 1x, Open Rate (2 per) #1 | Show Design

Linea

HF HOUSE OF FORGINGS

www.houseofforgings.net

361.443.4541

2025 Stair & Railing Product Catalog Download

Click to Download - 2025 Full Product Line Stair Parts Catalog

Features our Iron and Wood Stair Parts - Balusters, Newels, Handrails, Treads, Accessories from our Houston Location

Catalog Request Form

* Indicates required question

Name *

Your answer

Company Name

Your answer



hfstair.com

HF HOUSE OF FORGINGS
STAIR &
RAILING.